

REAL 9000 PLUS

Try out/order form for CHAIRS
Accessories are available on separate sheet

A	B	C	D	E	F	G	H	Upholstery
9								

Quote request Order

Belongs to order.....



Delivery address		Invoice address	
Tried out by		Tried out for/markings	
Telephone	E-mail	Purchasers order number	Date

Basic equipment- Always fill in A-H!		Squared is standard		ALTERNATIVES	
AB Manual Models 90 <input type="checkbox"/> REAL 9000 with PLUS-base 93 <input type="checkbox"/> REAL 9000 with PLUS-base** 97 <input type="checkbox"/> REAL 9000 Coxit with PLUS-base <i>*Battery charger included</i>		AB Electric Models 91 <input type="checkbox"/> REAL 9000 EL with PLUS-base* 94 <input type="checkbox"/> REAL 9000 EL with PLUS-base** 98 <input type="checkbox"/> REAL 9000 Coxit EL with PLUS-base* <i>**PLUS-base 43x53 cm</i>		Upholstery Push: <input type="checkbox"/> 41 bordeaux <input type="checkbox"/> 42 brown <input type="checkbox"/> 43 green <input type="checkbox"/> 44 marine <input type="checkbox"/> 45 REAL-blue <input type="checkbox"/> 46 grey <input type="checkbox"/> 48 black Patterned fabric Adult: <input type="checkbox"/> 75 blue Patterned fabric Child: <input type="checkbox"/> 81 red <input type="checkbox"/> 85 blue <input type="checkbox"/> 89 yellow Skai: <input type="checkbox"/> 31 red <input type="checkbox"/> 32 brown <input type="checkbox"/> 35 blue <input type="checkbox"/> 36 grey <input type="checkbox"/> 38 black Incontinence upholstery (add cover) <input type="checkbox"/> Seat <input type="checkbox"/> Backrest <input type="checkbox"/> Leg divider Covers: <input type="checkbox"/> Seat <input type="checkbox"/> Backrest <input type="checkbox"/> Others according to below Alternative cotton covers: <input type="checkbox"/> Child/yellow <input type="checkbox"/> Child/blue <input type="checkbox"/> Incontinence cover, grey	
C Seat angle adjustment (+15° Forward, -8° Backward) 0 <input type="checkbox"/> Without adjustment 2 <input type="checkbox"/> Crank adjustment 3 <input type="checkbox"/> Gas spring adjustment at seat		4 <input type="checkbox"/> Gas spring adjustment at armrest 5 <input type="checkbox"/> Electric adjustment (EL) 6 <input type="checkbox"/> Prepared for seat angle adjustment			
D Low back rest 0 <input type="checkbox"/> Standard 1 <input type="checkbox"/> Medic 2 <input type="checkbox"/> Comfort* 3 <input type="checkbox"/> Electric* (EL)		Alternative Low back rest WidthxHeight <input type="checkbox"/> 35x20 cm Ergomedic PLUS <input type="checkbox"/> 40x20 cm Ergomedic PLUS Alternative High back rest WidthxHeight <input type="checkbox"/> 42x43 cm Ergomedic <input type="checkbox"/> 30x34 cm Ergomedic PLUS <input type="checkbox"/> 35x43 cm Ergomedic PLUS <input type="checkbox"/> 42x43 cm Ergomedic PLUS <input type="checkbox"/> 46x43 cm Ergomedic PLUS <input type="checkbox"/> 30x34 cm Ergomedic PLUS with wedge <input type="checkbox"/> 35x43 cm Ergomedic PLUS with wedge <input type="checkbox"/> 42x43 cm Ergomedic PLUS with wedge <input type="checkbox"/> 46x43 cm Ergomedic PLUS with wedge			
D Large back rest 5 <input type="checkbox"/> Standard 6 <input type="checkbox"/> Medic <input type="checkbox"/> Double 7 <input type="checkbox"/> Comfort* 8 <input type="checkbox"/> Electric* (EL)					
<i>*only for seat 43 cm depth or more</i>					
E Castors 0 <input type="checkbox"/> Standard XL 100 mm 2 <input type="checkbox"/> Extra easy rolling, SL 100 mm* 3 <input type="checkbox"/> Extra wide castors 100 mm <i>*For hard surfaces</i>		4 <input type="checkbox"/> 100 mm ESD (anti-static) 5 <input type="checkbox"/> 125 mm** 6 <input type="checkbox"/> 150 mm** <i>**Rear base extender is automatically assembled</i>			
F Seat height Manual EL 0 <input type="checkbox"/> Standard 45-65 cm 47-75 cm 1 <input type="checkbox"/> Low 40-54 cm 40-60 cm		5 <input type="checkbox"/> Standard seat height with rotation 6 <input type="checkbox"/> Low seat height with rotation			
G Seat ErgoMedic		Width x Depth Recommended Backrests Armrest			
0 <input type="checkbox"/> Adult <input type="checkbox"/> Coxit 44x48 cm Low 38x26 cm high 40x34 cm <input type="checkbox"/> 35 cm 1 <input type="checkbox"/> Adult <input type="checkbox"/> Coxit 48x48 cm Low 38x26 cm high 40x34 cm 35 cm 2 <input type="checkbox"/> Adult <input type="checkbox"/> Coxit 44x43 cm Low 38x26 cm high 40x34 cm 35 cm 3 <input type="checkbox"/> Adult/child <input type="checkbox"/> Coxit 40x43 cm Low 33x26 cm high 33x36 cm 35 cm 4 <input type="checkbox"/> Adult/child 40x39 cm Low 33x26 cm high 33x36 cm 30 cm 5 <input type="checkbox"/> Child (7-12 years) 36x39 cm* Low 30x26 cm high 30x34 cm 30 cm 6 <input type="checkbox"/> Child (3-7 years) 33x35 cm* Low 27x22 cm high 27x32 cm 25 cm 7 <input type="checkbox"/> Child (7-15 years) 36x43 cm* Low 30x26 cm high 30x34 cm 30 cm 8 <input type="checkbox"/> Child 29x32 cm** Low 23x20 cm high 27x32 cm 25 cm 9 <input type="checkbox"/> Adult/child <input type="checkbox"/> Coxit 40x48 cm Low 33x26 cm high 33x36 cm 35 cm <input type="checkbox"/> Seat in ErgoMedic PLUS design		<i>* Works with PLUS-base 43x53 cm ** Works with PLUS-base Mini 43x48 cm</i>			
H User's weight 0 <input type="checkbox"/> 55-90 kg Manual/EL-lyftomat 1 <input type="checkbox"/> < 55 kg Manual/EL-lyftomat <i>User's weight > 140kg contact Mercado</i>		2 <input type="checkbox"/> 90-140 kg Manual fixlyftomat 3 <input type="checkbox"/> 90-150 kg EL-lyftomat			
EXTRA		Number of Chairs			
REAL 9000					

REAL 9000 PLUS

Try out/order form for ACCESSORIES
Chairs are available on separate sheet

Upholstery	

Quote request

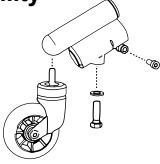
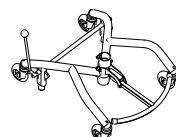
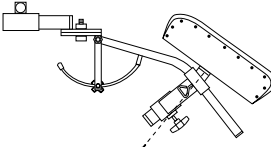
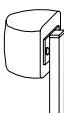
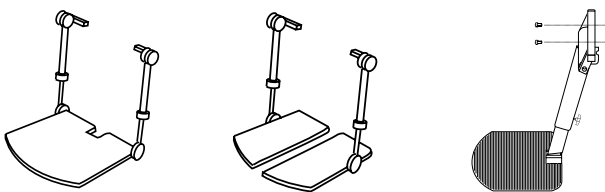
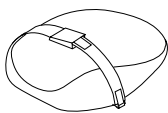
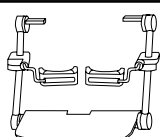
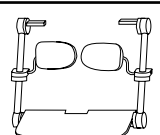
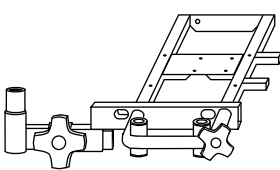
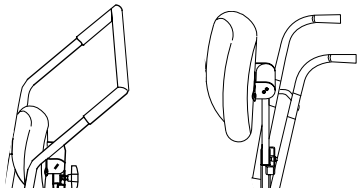
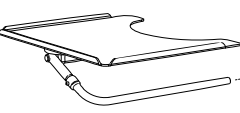
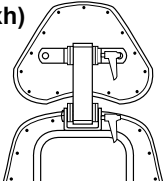
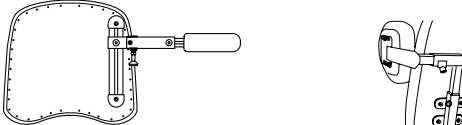
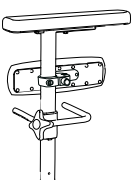
Order

Belongs to order.....



Delivery address		Invoice address	
Tried out by		Tried out for/marking	
Telephone	E-mail	Purchasers order number	Date

ACCESSORIES - Fill in if you want to add something to your chair. NOTE! Refer to correct chair order.

<p>Base with extended depth for maximum stability</p> <p><input type="checkbox"/> Forward <input type="checkbox"/> Backward <input type="checkbox"/> Forward & Backward</p> <p><i>Extends the base with 10 cm</i></p> 	<p>Foot ring (mounted on PLUS-base)</p> <p>1/4 <input type="checkbox"/> Upfoldable 1/8 <input type="checkbox"/> Upfoldable Left 1/8 <input type="checkbox"/> Upfoldable Right</p> 															
<p>Amputation rests</p> <p><input type="checkbox"/> Left <input type="checkbox"/> Right</p> 	<p>Leg divider in black skai</p> <p>Width: <input type="checkbox"/> 11 cm <input type="checkbox"/> 15 cm <input type="checkbox"/> Leg divider-knee support Can not be combined with leg support "Mobil"</p> 															
<p>Leg support Medic with foot rests</p> <table border="0"> <tr> <td>Un divided plate</td> <td>Divided plate</td> <td>Undivided plate "Mobil" with central mounting</td> </tr> <tr> <td><input type="checkbox"/> S 18-24 cm</td> <td><input type="checkbox"/> S 18-24 cm</td> <td><input type="checkbox"/> 30-38 cm</td> </tr> <tr> <td><input type="checkbox"/> M 23-32 cm</td> <td><input type="checkbox"/> M 23-32 cm</td> <td><input type="checkbox"/> 37-53 cm</td> </tr> <tr> <td><input type="checkbox"/> L 28-41 cm</td> <td><input type="checkbox"/> L 28-41 cm</td> <td></td> </tr> <tr> <td><input type="checkbox"/> XL 38-51 cm</td> <td><input type="checkbox"/> XL 38-51 cm</td> <td></td> </tr> </table> <p><i>Measurements are calculated from seat to footplate, Leg rest mini is combined with PLUS-base 43x53 cm, (PLUS-base Mini 43x48 cm)</i></p> 	Un divided plate	Divided plate	Undivided plate "Mobil" with central mounting	<input type="checkbox"/> S 18-24 cm	<input type="checkbox"/> S 18-24 cm	<input type="checkbox"/> 30-38 cm	<input type="checkbox"/> M 23-32 cm	<input type="checkbox"/> M 23-32 cm	<input type="checkbox"/> 37-53 cm	<input type="checkbox"/> L 28-41 cm	<input type="checkbox"/> L 28-41 cm		<input type="checkbox"/> XL 38-51 cm	<input type="checkbox"/> XL 38-51 cm		<p>Hip belt (mounted under seat)</p> <p><input type="checkbox"/> S 51-71 cm <input type="checkbox"/> M 63-83 cm <input type="checkbox"/> L 83-103 cm <input type="checkbox"/> Only clips</p>  <p>Knee supports in black skai</p> <p><input type="checkbox"/> 15x8 cm, pair</p>  <p>Calves support in black skai</p> <p><input type="checkbox"/> 15x13 cm, pair</p> 
Un divided plate	Divided plate	Undivided plate "Mobil" with central mounting														
<input type="checkbox"/> S 18-24 cm	<input type="checkbox"/> S 18-24 cm	<input type="checkbox"/> 30-38 cm														
<input type="checkbox"/> M 23-32 cm	<input type="checkbox"/> M 23-32 cm	<input type="checkbox"/> 37-53 cm														
<input type="checkbox"/> L 28-41 cm	<input type="checkbox"/> L 28-41 cm															
<input type="checkbox"/> XL 38-51 cm	<input type="checkbox"/> XL 38-51 cm															
<p>Adapter for leg support, pair (mounted on armrest)</p> <p><input type="checkbox"/> Cross <input type="checkbox"/> Adapt <input type="checkbox"/> Ortopedia</p> <p><i>Leg support not included</i></p> <p>Only</p> <p><input type="checkbox"/> Left <input type="checkbox"/> Right</p> 	<p>Push bar/Push handle</p> <p><input type="checkbox"/> Push bar <input type="checkbox"/> Push handle</p> 															
<p>Table (mounted on left armrest)</p> <p><input type="checkbox"/> Table smoke coloured 60x45 cm* <input type="checkbox"/> Wooden tray 45x30 cm</p> <p><i>*The armrests must be at least 30 cm</i></p> 	<p>Neck rests, mounted on high backrest (wxh)</p> <p><input type="checkbox"/> Straight 29x16cm <input type="checkbox"/> Rounded 31x18 cm <input type="checkbox"/> ErgoMedic PLUS 30x23 cm <input type="checkbox"/> ErgoMedic PLUS 30x8 cm</p> 															
<p>Trunk support (mounted on high backrest)</p> <p><input type="checkbox"/> Height and depth adjustable <input type="checkbox"/> Rounded <input type="checkbox"/> Straight</p> 	<p>Side support adjustable in width and angle (wxh)</p> <p><input type="checkbox"/> 15x8 cm <input type="checkbox"/> 28x8 cm <input type="checkbox"/> 24x14 cm <input type="checkbox"/> 30x16 cm</p> 															

REAL 9000 PLUS/1301