


# Feel good - Patient perspective

Resilience contributes to a more homely feeling for the patients under admission, benefiting the recovery process as it helps to prevent stigmatization of the patients. Resilience is therefore designed with a focus on:

// You just feel so comfortable lying in the bed - and it is such a joy that I have my own remote control (patient)



A design that looks like a "normal" bed which is **homely, welcoming and functional**; a bed that does not signal hospital and restraint



The bed can be transformed into a sofa or a "comfort zone" with the help of the **multifunctional comfort** cushion, SenceCircle. The design has been an important focus during the development process, while at same time not compromising safety and hygiene



**High comfort and a noise-free** that supports the patient in sleeping better, which can be an all-important factor in the recovery and treatment of mental health symptoms. involvement of an employee

**Independence and self-determination** as the patient has his own remote, which enables him to decide the elevation and resting position of the bed without the involvement of an employee

The goal has been that Resilience Human Life Carebed contributes to the values in the psychiatric wards - both design- and functionality-wise. During the development process of Resilience Human Life Carebed, great focus has been on both the employee - and patient perspective in their daily interaction with the bed. Resilience is a completely new type of bed designed for and by its users

// It even looks like a sofa  
- May I take it home with me?  
(patient)

## RESILIENCE HUMAN LIFE CAREBED

A BED DESIGNED IN COLLABORATION WITH USERS AND PRIVATE CORPORATIONS

Project owners



Private partners



Project contributors




**The battery is ingenious  
- good thinking in making  
it cordless**  
(nurse)




## Better Work - Employee perspective

Resilience contributes to a better work environment for the employees as it is designed for both normal day to day interaction, but also acute, stressful situations. Resilience is designed with focus on:




**Smooth surfaces and hidden technical functions** that support a high hygiene and enable an easy cleaning on site or in a washing tunnel. Easy access to the bed if elevated to the highest position

**Robust, smooth and rounded surfaces with no sharp or pointy edges.** This ensures that the employees won't hurt themselves in their interaction with the bed



It takes only a few seconds to lower the robust, hidden wheels and make the bed **fully mobile**

The design of the bed is made to be immobile in its daily use and during the restraint of patients who display very strong motoric unrest. The bed can and will be exposed to great force to which it is made to resist. The bed has a very **low center of gravity and an extra-ordinary stability** compared to normal hospital beds, ensuring that it will not tip or break in a violent situation



The bed is designed for the future and has an **integrated computer system** which allows it to communicate with the hospitals access card. This function allows employees easy access to the battery and remote-control

The **bedside is in fact a handgrip** that enables employees to use it as a tool in a physical restraint situation, where the patient - instead of belts - is being restrained with the use of bodyweight during a short period of time. Furthermore, this grip also assists in maneuvering situations, where the bed has to be moved from one point in the room to another



**it just cannot get any better -  
no, it absolutely cannot**  
(cleaning staff)

## RESILIENCE HUMAN LIFE CAREBED

A BED DESIGNED IN COLLABORATION WITH USERS AND PRIVATE CORPORATIONS

Project owners



Private partners



Project contributors

