



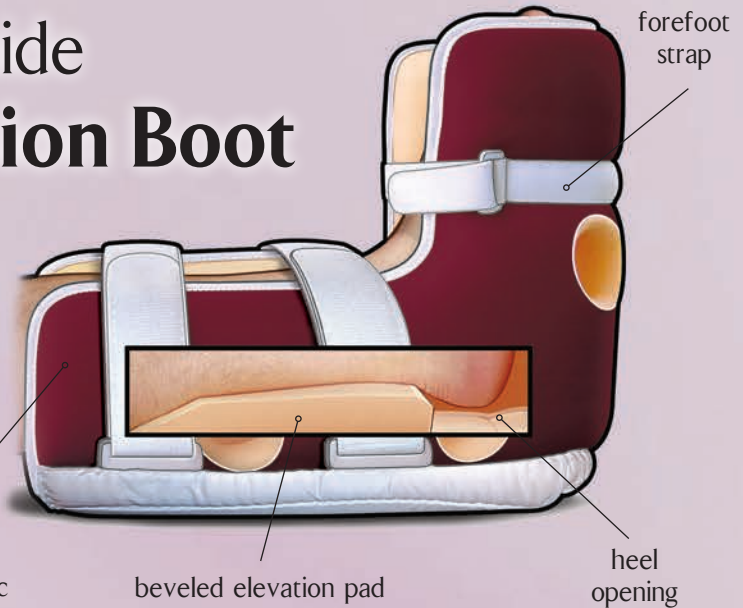
Application and Fitting Guide

Heelift® Glide Suspension Boot

- Choice of interior (smooth or convoluted)  
- Made of latex-free polyurethane foam
- Recommended for single-patient use



durable exterior fabric



beveled elevation pad

heel opening

Easy Application and Fit

Available in multiple languages at:
<http://www.heelift.com/heelift-instructions.html>



1

2

3

4

Place foot inside boot with the heel above the opening.

Thread straps through D-rings. Secure the straps.

Test the fit under straps. **APPLY STRAPS LOOSELY.**

Test the fit under heel opening. Boot should not move on the leg.

Proper Sizing and Care




www.heeliftglide.com



Petite
7.75" H x 10.5" L
(20cm H x 27cm L)

Standard
10" H x 12" L
(25cm H x 30cm L)

Bariatric
11.75" H x 15" L
(30cm H x 38cm L)

			
Standard	120 - 250 lbs (54 - 113 kg)	8 - 14 in (20 - 36 cm)	60 - 77 in (152 - 196 cm)
Bariatric	220 - 600 lbs (100 - 271 kg)	12 - 23 in (30 - 58 cm)	65 - 80 in (165 - 203 cm)
Petite	70 - 130 lbs (32 - 50 kg)	6 - 10 in (15 - 25 cm)	46 - 64 in (117 - 163 cm)

Patents Pending
 Heelift® Glide Suggested Code: E0191



Optional Customization

View customizing details at:
<http://www.heelift.com/customize.html>

Foot Rotation



Hip Rotation



SCD with Glide



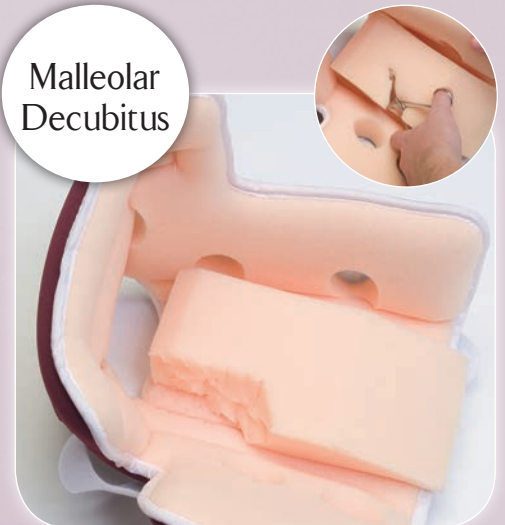
Achilles Tendon



Foot Drop



Malleolar Decubitus



INNOVATORS IN PRESSURE ULCER SOLUTIONS

Heelift® Suspension Boot
www.heelift.com



Heelift® Traction Boot
www.tractionboot.com



Heelift® AFO
www.heeliftafo.com



HeelSafe™ DVT Hose
www.heelsafe.com



CE ©

DM
 systems inc

1316 Sherman Ave. · Evanston, IL 60201
 800.254.5438 · 847.328.9540
www.heelift.com · info@dmsystems.com

© 2013, DM Systems, Inc. All rights reserved.