



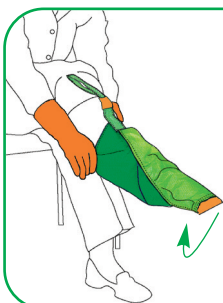
ON

ARION

simply smile

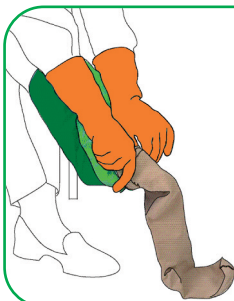
magnide

another Arion brand



Place the Magnide across the foot. Ensure that the orange flap near the toes is well folded back, so the magnet makes contact at the bottom.

1



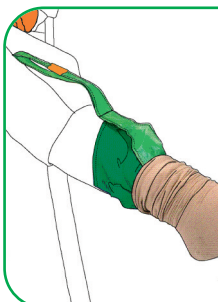
Pull the stocking over the Magnide.
Advice: don't roll up the stocking because that makes it even more difficult to put on!

2



Slide the stocking over the Magnide until the heel of the stocking is in the right position.

3



Make sure that the light green loop sticks out above the stocking so it can be grabbed.

4




Wriggle your toes. Pull the light green loop upwards to remove the Magnide from the stocking. Regrab if possible when removing the Magnide.

5

magnide

another Arion brand

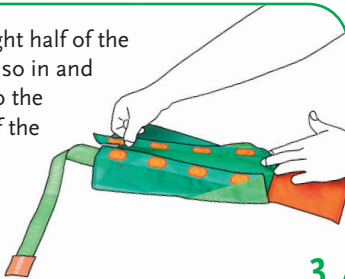
Lay the Magnide flat with the inside (the side where the size label is attached) down and click the green light loop on the bottom.



Turn the Magnide with the orange flap towards you and the light green loop upwards and fold the left half inside.



Fold the right half of the Magnide also in and click it onto the magnets of the left half.



Finally, click the orange flap upwards and the fixed Magnide is ready for use.

