

TOP 5 FEATURES FOR TRAYS, BASKETS, SHELVES

- Conform to the international ISO size invented by Scan Modul®
- Pre-perforated for mounting safety stops
- Beaded edge for label holders
- Inserts and partitions for compartmentalisation
- Available in a variety of materials, incl. autoclavable PC withstanding temperatures of up to 140°C for short periods of time


QUICK OVERVIEW



TRAYS

Trays are ideal for those purposes where you need a solid product that can be completely sealed with a lid or when you want to make sure that small items or liquids are contained within the module.


Please see more on page **7.04**



BASKETS

Our lightweight baskets have small holes in the sides as well as in the bottom. This enables you to partly see the content without pulling out the module.

Please see more on page **7.12**



SHELVES

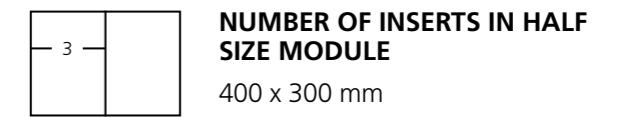
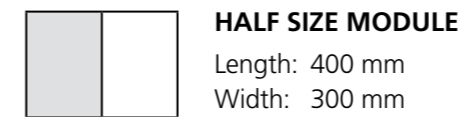
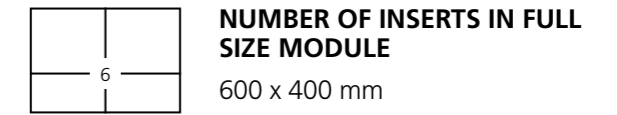
We provide shelves in a variety of sizes and materials. Please contact your local sales representative to find the best solution for your need.

Please see more on page **7.38**

CHOOSING THE RIGHT SIZE

How to choose the right modules for your trolleys and cabinets.

SYMBOLS



♻️ MATERIALS

Most of our trays and baskets are made from grey ABS, which is a sturdy and durable material that withstands cleaning in most washing machines.

We also have a range of transparent trays and baskets in Polycarbonate, Stainless Steel baskets which has the big advantage of being autoclavable at high temperatures, and PPO trays that are resistant to liquid disinfectants and therefore particularly suitable for instruments.

For more information, please turn to chapter: **8. Material Properties**

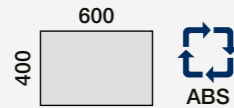
TRAYS

TYPE
A/B

2064201



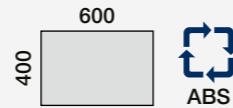
Lid tray
600 x 400 x 15 mm



2064205



Tray
600 x 400 x 50 mm



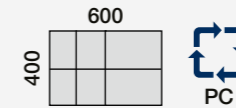
TRAYS

TYPE
A/B

2064407



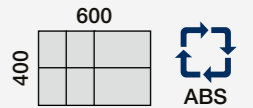
Tray for use with partitions
600 x 400 x 50 mm
**See related partitions for tray*



2064211



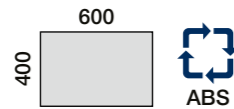
Tray for use with partitions
600 x 400 x 100 mm
**See related partitions for tray*



2064210



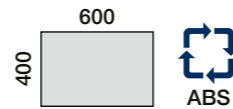
Tray
600 x 400 x 100 mm



2064220



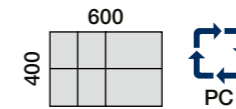
Tray
600 x 400 x 200 mm




2064412



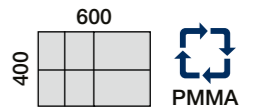
Tray for use with partitions
600 x 400 x 100 mm
**See related partitions for tray*



PARTITIONS FOR TRAYS (50 mm HIGH)




2064272 200 x 50 mm
2064270 400 x 50 mm
2064271 600 x 50 mm
2064266 T-pieces for partitions



2064228



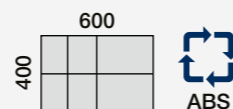
Tray
600 x 400 x 280 mm



2064206



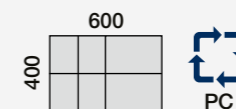
Tray for use with partitions
600 x 400 x 50 mm
**See related partitions for tray*



PARTITIONS FOR TRAYS (100 mm HIGH)



Partitions for use with trays:
2364453 400 x 100 mm
2364454 600 x 100 mm



* PARTITIONS FOR TRAYS

Partitions for trays **2064206** and **2064407**
2064270 400 mm, max. 25 pcs.
2064271 600 mm, max. 15 pcs.



Partition for tray **2064211**
2364253 400 mm, max. 17 pcs.
2364254 600 mm, max. 11 pcs.



Partition for tray **2064412**
2364453 400 mm, max. 17 pcs.
2364454 600 mm, max. 11 pcs.



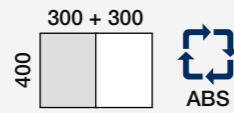
TRAYS



2034201



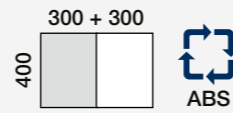
Tray / Lid
300 x 400 x 15 mm



2034204



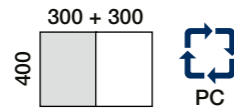
Tray / Lid
300 x 400 x 70 mm



2034304



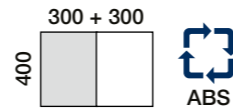
Tray / Lid
300 x 400 x 70 mm



2034205



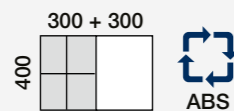
Tray
300 x 400 x 50 mm



2034206



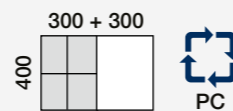
Tray for use with partitions
300 x 400 x 50 mm
**See related partitions for tray*



2034407



Tray for use with partitions
300 x 400 x 50 mm
**See related partitions for tray*



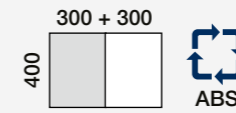
TRAYS



2034210



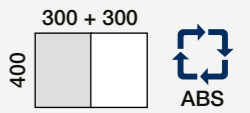
Tray
300 x 400 x 100 mm



2034220



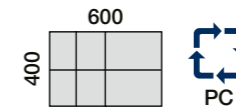
Tray
300 x 400 x 200 mm




2064266



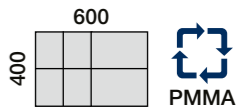
T-pieces for partition



PARTITIONS FOR TRAYS



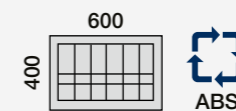
Partitions for use with trays:
2064269 300 x 50 mm
2064270 400 x 50 mm



INSERTS



Inserts can be used as an alternative to partitions or independently without trays.



*** PARTITIONS FOR TRAYS**

Partition for tray **2034206** and **2034407**.
2064269 300 mm, max. 15 pcs.
2064270 400 mm, max. 11 pcs.



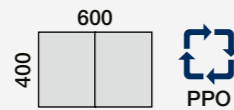
INSTRUMENT TRAYS

TYPE
A/B

2064302



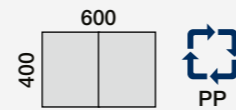
Lid tray for boxes **2064620** and **2064328**, 600 x 400 x 15 mm



2064610



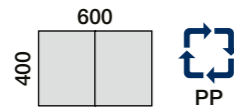
Tray designed for transport of soiled instruments in liquid disinfectant, 600 x 400 x 100 mm



2064620



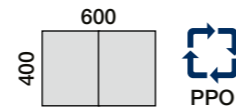
Tray/box designed for transport of soiled instruments in liquid disinfectant, 600 x 400 x 200 mm



2064328



Tray/box designed for transport of soiled instruments in liquid disinfectant, 600 x 400 x 280 mm



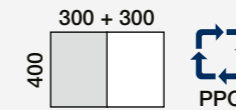
INSTRUMENT TRAYS

TYPE
C/D

2034302



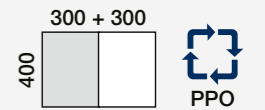
Lid/Tray for tray/box **2034311** and **2034321**, 300 x 400 x 15 mm



2034311



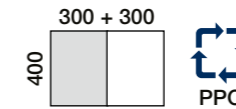
Tray for liquid disinfectants, collection of instruments and utensils, 300 x 400 x 100 mm




2034321



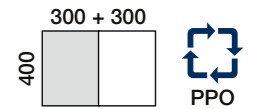
Tray/box for liquid disinfectants, collection of instruments and utensils, 300 x 400 x 200 mm



2034303



Lid/tray with 2 openings, 300 x 400 x 10 mm for: **2034311** and **2034321**.



3134211 + 3134218

3134219



PVC tray
3134211 300 x 400 x 100 mm
3134218 300 x 400 x 170 mm

Perforated stainless steel, instrument tray
300 x 400 x 170 mm

*** PARTITIONS FOR 3134219**
Partition for instrument tray **3134219**.
3134220 300 x 170 mm



PLEASE **CONTACT YOUR LOCAL OFFICE** OR REPRESENTATIVE AND THEY WILL **GLADLY ASSIST** YOU DETERMINING THE **PERFECT SOLUTION** FOR YOUR SPECIFIC NEEDS.

INSTRUMENT TRAYS

Produced in stainless plate according to the AISI standard with 5 mm diameter holes, in a triangular pattern with 7.5 mm between the centres.

2564645



Tray
250 x 160 x 70 mm



2564646



Tray
250 x 320 x 70 mm



2564647



Tray
450 x 320 x 70 mm



2564651 + 2564652 + 2564653



Trays with handle
250 x 160 x 70 mm
2564651 250 x 160 x 70 mm
2564652 320 x 250 x 70 mm
2564653 450 x 320 x 70 mm



2562661



Handle (1pcs.) for tray
For following trays:
2564645 + 2564646 + 2564647

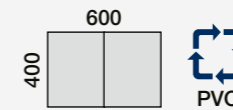


DISINFECTION CONTAINERS


3164202 + 3164221 + 3164222



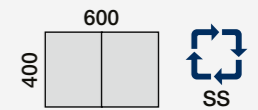
3164202 Lid, 600 x 400 x 15 mm
3164221 Box 600 x 400 x 200 mm
3164222 Box with drain plug,
600 x 400 x 200 mm



2464545



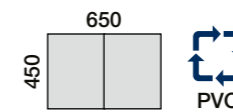
Stainless steel basket, for collection
of soiled instruments,
600 x 400 x 200 mm
Fits into box **3165221**



3165221 + 3165202



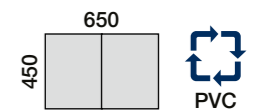
3165221 Box 650 x 450 x 220 mm
3165202 Lid 650 x 450 x 10 mm



3165222



Box with drain plug
650 x 450 x 220 mm
3165202 Lid, 650 x 450 x 10 mm



3165223



Drain plug for PVC box, **3165221**,
containing liquid disinfectant.




PLEASE **CONTACT** YOUR **LOCAL OFFICE** OR **REPRESENTATIVE** AND THEY WILL **GLADLY ASSIST** YOU DETERMINING THE **PERFECT SOLUTION** FOR YOUR SPECIFIC NEEDS.

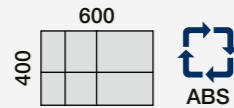
BASKETS

TYPE
A/B


2364251



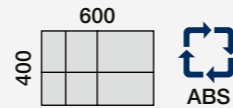
Basket
600 x 400 x 100 mm
*See related partitions for basket



2364252



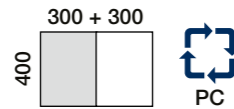
Basket
600 x 400 x 200 mm
*See related partitions for basket



2364451



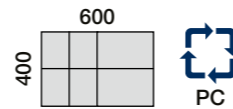
Basket
600 x 400 x 100 mm
*See related partitions for basket




2364452



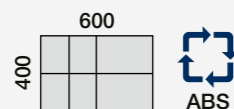
Basket
600 x 400 x 200 mm
*See related partitions for basket



PARTITIONS FOR BASKETS, ABS



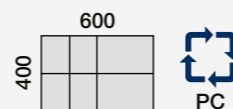
Partitions for baskets:
2364253 400 x 100 mm
2364254 600 x 100 mm
2364255 400 x 200 mm
2364256 600 x 200 mm



PARTITIONS FOR BASKETS, PC



Partitions for baskets:
2364453 400 x 100 mm
2364454 600 x 100 mm
2364455 400 x 200 mm
2364456 600 x 200 mm



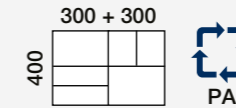
BASKETS

TYPE
A/B


2064266



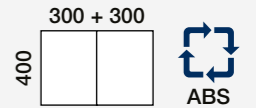
T-piece for partitions



2364259



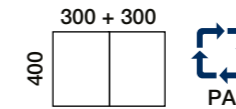
Partition lock



THE LABELING SYSTEM



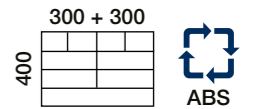
Designed to ensure accurate product identification. The product labels can be placed on all modules, anywhere in the supply chain process. See page 7.33



PARTITION "SNAP" FEATURE



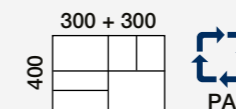
All partitions have a "snap" feature between the ribs, for defined division of the modules.



2064266



The T-piece secures the smaller "snapped off" sections of the partitions.



* PARTITIONS FOR (ABS) BASKETS

Partition for basket 2364251.
2364253 400 mm, max. 17 pcs.
2364254 600 mm, max. 11 pcs.



Partition for basket 2364252.
2364255 400 mm, max. 17 pcs.
2364256 600 mm, max. 11 pcs.



Partition for basket 2364451.
2364453 400 mm, max. 17 pcs.
2364454 600 mm, max. 11 pcs.




Partition for basket 2364452.
2364455 400 mm, max. 17 pcs.
2364456 600 mm, max. 11 pcs.



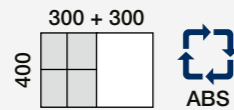
BASKETS

TYPE
C/D

2334251



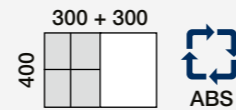
Basket
300 x 400 x 100 mm
*See related partitions for basket



2334252



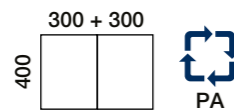
Basket
300 x 400 x 200 mm
*See related partitions for basket




THE LABELING SYSTEM



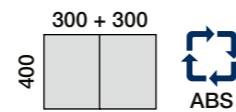
Designed to ensure accurate product identification. The product labels can be placed on all modules, anywhere in the supply chain process. See page 7.33



2334260 + 2364260 + 2364261



Basket Liners:
2334260 300 x 400 mm
2364260 600 x 400 mm
2364261 600 x 400 mm



*** PARTITIONS FOR BASKETS**

Partition for basket 2334251.
2364253 400 mm, max. 7 pcs.
2364257 300 mm, max. 11 pcs.




Partition for basket 2334252.
2364255 400 mm, max. 7 pcs.



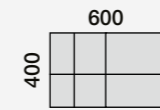
WIRE BASKETS (POWDER COATED)

TYPE
A/B

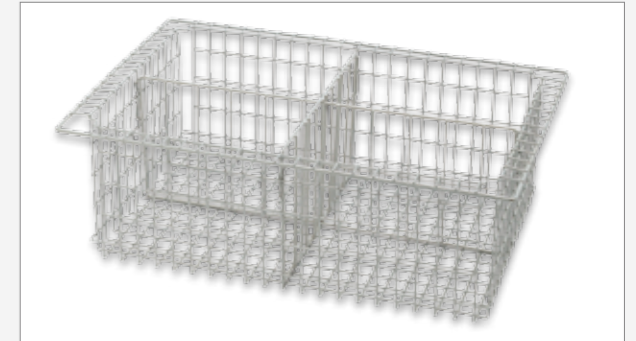
2364510



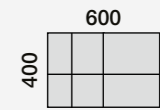
Wire basket has double frame wire and stackable corners,
600 x 400 100 mm
Mesh size approx. 23 x 23 mm
*See related partitions for basket



2364520



Wire basket has double frame wire and stackable corners,
600 x 400 200 mm
Mesh size approx. 23 x 23 mm
*See related partitions for basket



***PARTITIONS FOR WIRE BASKETS**

Partition for wire basket 2364510.
2364551 400 x 100 mm
2364555 600 x 100 mm

Partition for wire basket 2364520.
2364552 400 x 200 mm
2364556 600 x 200 mm

PLEASE CONTACT YOUR LOCAL OFFICE OR REPRESENTATIVE AND THEY WILL GLADLY ASSIST YOU DETERMINING THE PERFECT SOLUTION FOR YOUR SPECIFIC NEEDS.

WIRE BASKETS (POWDER COATED)

All mesh sizes are taken from the bottom of the wire baskets.

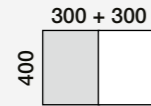
TYPE
C/D

2334504 + 2334514



Mesh size approx. 36 x 39 mm

With opening in the front:
2334504 600 x 400 x 50 mm
2334514 600 x 400 x 100 mm
 *See related partitions for basket

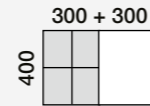


2334510




Mesh size approx. 23 x 23 mm

Wire basket has double frame wire and stackable corners, 300 x 400 x 100 mm
 *See related partitions for basket

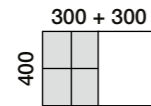


2334520



Mesh size approx. 23 x 23 mm

Wire basket has double frame wire and stackable corners, 300 x 400 x 200 mm
 *See related partitions for basket



***PARTITIONS FOR WIRE BASKETS**

Partition for wire basket **2364510**.
2364557 300 x 100 mm
2364551 400 x 100 mm

Partition for wire basket **2364520**.
2364558 300 x 200 mm
2364552 400 x 200 mm

AUTOCLAVE BASKETS, TYPE I (STAINLESS STEEL)

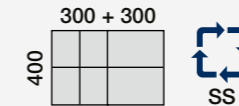
TYPE
A/B

2464540



Mesh size approx. 45 x 47 mm

Stackable wire basket 600 x 400 x 100 mm
 *See related partitions for basket

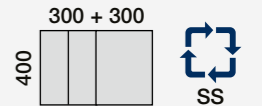


2464542




Mesh size approx. 45 x 47 mm

Stackable wire basket 600 x 400 x 150 mm
 *See related partitions for basket

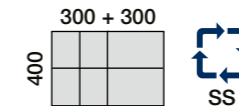


2464541



Mesh size approx. 45 x 47 mm

Stackable wire basket 600 x 400 x 200 mm
 *See related partitions for basket



***PARTITIONS FOR AUTOCLAVE BASKETS**

Partition for autoclave basket **2464540**.
2464551 400 x 100 mm
2464555 600 x 100 mm

Partition for autoclave basket **2464542**.
2464553 400 x 150 mm

Partition for autoclave basket **2464541**.
2464552 400 x 200 mm
2464556 600 x 200 mm

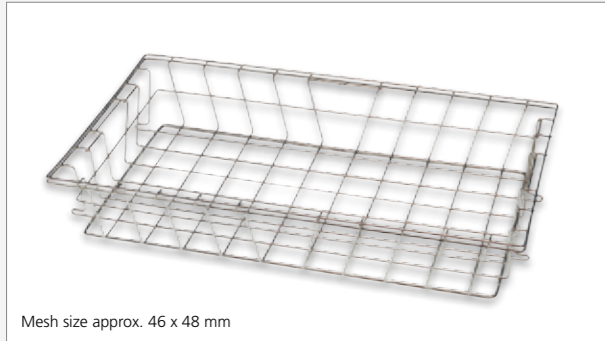


PLEASE CONTACT YOUR LOCAL OFFICE OR REPRESENTATIVE AND THEY WILL GLADLY ASSIST YOU DETERMINING THE PERFECT SOLUTION FOR YOUR SPECIFIC NEEDS.

AUTOCLAVE BASKETS, TYPE II (STAINLESS STEEL)

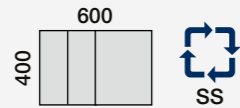
TYPE
A/B

2464581

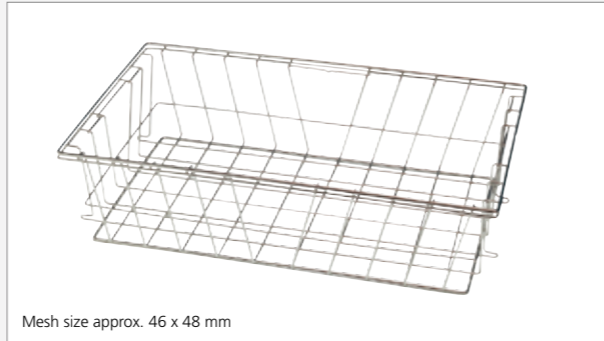


Mesh size approx. 46 x 48 mm

Stackable wire basket
600 x 400 x 100 mm
*See related partitions for basket

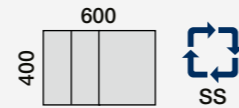


2464585




Mesh size approx. 46 x 48 mm

Stackable wire basket
600 x 400 x 150 mm
*See related partitions for basket

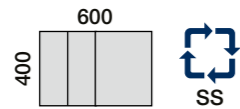


2464582



Mesh size approx. 46 x 48 mm

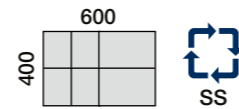
Stackable wire basket
600 x 400 x 200 mm
*See related partitions for basket



TYPE II



When the baskets are filled they can be stacked on top of each other. When empty, by turning the baskets 180 degrees, they can nest inside each other, taking up less space.



*** PARTITIONS FOR AUTOCLAVE BASKETS**

Partition for autoclave basket **2464581**
2464586 400 x 100 mm



Partition for autoclave basket **2464585**
2464587 400 x 150 mm



Partition for autoclave basket **2464582**
2464588 400 x 200 mm



AUTOCLAVE BASKETS, TYPE I (STAINLESS STEEL)

TYPE
C/D

2434540



Mesh size approx. 45 x 47 mm

Stackable wire baskets
300 x 400 x 100 mm

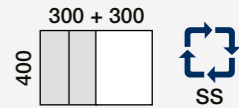


2434541



Mesh size approx. 45 x 47 mm

Stackable wire basket
300 x 400 x 200 mm



PLEASE **CONTACT** YOUR **LOCAL OFFICE** OR **REPRESENTATIVE** AND THEY WILL **GLADLY ASSIST** YOU **DETERMINING THE PERFECT SOLUTION** FOR YOUR **SPECIFIC NEEDS**.

MODULAR INSERTS

INDIVIDUAL MODULAR INSERTS

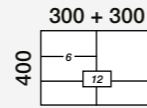


Individual modular inserts arranged in a tray

2162205 + 2162206



2162205 Partition, 70 mm, for **2162206**.
2162206 Inserts, 170 x 75 x 50 mm



MODULAR INSERTS

2162216



Grey lid for inserts, 240 x 120 mm
Fit to inserts: **2162212** + **2162218**



2162215 + 2162215F



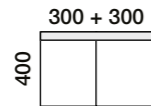
Transparent lid for inserts:
2162215 240 x 120 mm
2162215F 240 x 120 mm, with cut out



2862751 + 2862753



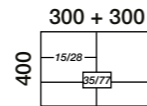
Suspension rails for inserts **2162206**.
2862751 550 mm, grey (fits 7 inserts)
2862753 650 mm, grey (fits 8 inserts)



2162204 + 2162202



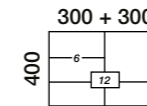
Inserts:
2162204 100 x 50 x 45 mm
2162202 50 x 50 x 45 mm



2162222 + 2162218



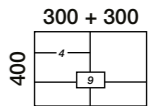
Inserts:
2162222 240 x 55 x 100 mm
2162218 240 x 110 x 100 mm



2162228 + 2162224



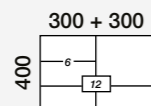
Inserts:
2162228 340 x 55 x 50 mm
2162224 340 x 110 x 50 mm



2162210



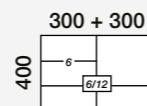
Inserts
120 x 110 x 50 mm



2162220 + 2162212



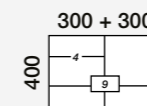
Inserts:
2162220 240 x 55 x 50 mm
2162212 240 x 110 x 50 mm




2162230 + 2162226



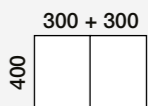
Inserts:
2162230 340 x 55 x 100 mm
2162226 340 x 110 x 100 mm



2162207



Partition
110 x 50 mm



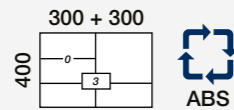
MODULAR INSERTS (AUTOCLAVABLE)

MODULAR INSERTS (AUTOCLAVABLE)

2162242 + 2162244



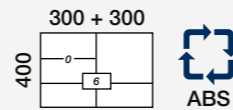
Inserts:
2162242 550 x 110 x 50 mm
2162244 850 x 110 x 50 mm




2162240



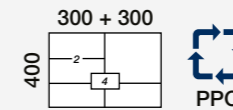
Inserts
 550 x 55 x 70 mm



2162324



Inserts
 340 x 110 x 50 mm
 Autoclavable, max. 135°C (275°F)



PLEASE CONTACT YOUR LOCAL OFFICE OR REPRESENTATIVE AND THEY WILL GLADLY ASSIST YOU DETERMINING THE PERFECT SOLUTION FOR YOUR SPECIFIC NEEDS.

1867372 + 4130040



Catheter holder with hook for accessory rail, 550 x 110 x 50 mm
4130040 For ScanCell™



1867373 + 4130042



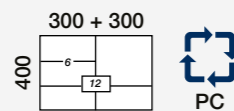
Catheter holder with hook for accessory rail, 850 x 110 x 50 mm
4130042 For ScanCell™



2162209 + 2162214



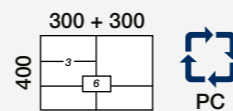
Inserts:
2162209 120 x 110 x 50 mm
2162214 240 x 110 x 50 mm
 Autoclavable, max. 125°C (257°F)



2162225 + 2162227



Inserts:
2162225 340 x 110 x 50 mm
2162227 340 x 110 x 100 mm
 Autoclavable, max. 125°C (275°F)



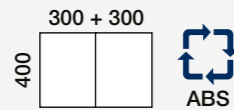
INSERTS FOR MEDICINE

INSERTS FOR MEDICINE

2862760 + 2862758



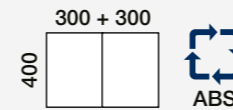
UNI-boxes with handle:
2862760 340 x 80 x 70 mm
2862758 340 x 120 x 70 mm
 *See related partitions



2862760L + 2862758L



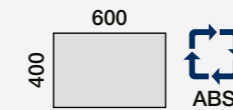
UNI-box with lid:
2862760L 340 x 80 x 70 mm
2862758L 340 x 120 x 70 mm
 *See related partitions



2862734



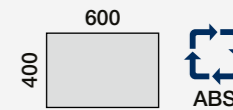
Tray, 600 x 400 x 50 mm, with slots for cards + transparent insert with 20 compartments. Each compartment has 4 recessed holes for medicine cups.



2862730



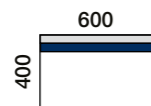
Tray, 600 x 400 x 50 mm, with slots for cards + transparent insert with 35 compartments.



2862763



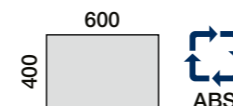
Rail for suspension of UNI-boxes:
2862763 600 mm long, grey



2862724



Tray, 600 x 400 x 50 mm
 6 pcs. UNI-box, 340 x 80 x 70 mm
 (Credit-card size label slots)



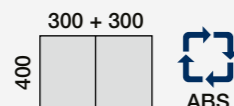
PLEASE **CONTACT** YOUR **LOCAL OFFICE** OR **REPRESENTATIVE** AND THEY WILL **GLADLY ASSIST** YOU **DETERMINING THE PERFECT SOLUTION** FOR YOUR **SPECIFIC NEEDS**.

4180033



18 UNI-boxes (must be ordered separately).

Stands are available in different versions. Can be inserted either in **(A)** 400 mm or **(B)** 600 mm position. The stand shown is in a **(B)** 600 mm insertion.



***PARTITIONS FOR UNI-BOXES**

Partition for UNI-box **2862760(L)**.
2862762 Crosswise, 80 mm



Partition for UNI-box **2862758(L)**.
2862759 Crosswise, 120 mm



INSERTS FOR MEDICINE

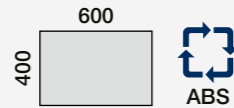
TYPE
B

2862720



Slot for insertion of credit-card size labels.

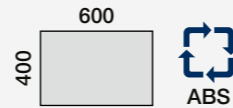
Tray, 600 x 400 x 50 mm, with sections for 4 modular inserts:
2162224 340 x 120 x 50 mm
2162226 340 x 120 x 100 mm



2862722



Tray, 600 x 400 x 50 mm,
 Tray with sections for modular inserts, **2162206**, 170 x 75 x 50 mm,
 2 x 7 pcs. = 14 inserts per tray.



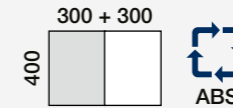
INSERTS FOR MEDICINE

TYPE
C/D

2862704



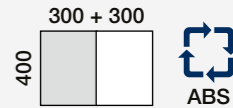
Tray, 300 x 400 x 50 mm, with slots for cards + transparent insert with 8 compartments. Each compartment has 4 recessed holes for medicine cups.



2862700



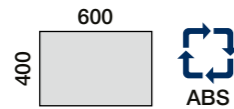
Tray, 300 x 400 x 50 mm, with inserts for cards + transparent insert with 15 compartments.



2862737



Tray, 600 x 400 x 50 mm, with inserts for 24 medicine dispensers.

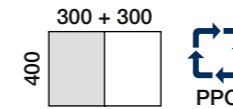


PLEASE **CONTACT** YOUR **LOCAL OFFICE** OR **REPRESENTATIVE** AND THEY WILL **GLADLY ASSIST** YOU **DETERMINING THE PERFECT SOLUTION** FOR YOUR **SPECIFIC NEEDS**.

2034303 + 2034311



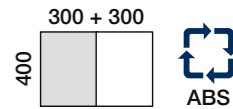
Tray and lid, with 2 openings, 155 x 45 mm:
2034303 Lid, 300 x 400 x 15 mm
2034311 Tray, 300 x 400 x 100 mm



2862739



Tray, 300 x 400 x 50 mm, with inserts for 12 medicine dispensers.



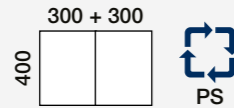
INSERTS FOR MEDICINE

TYPE
C/D

2862741E



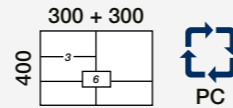
Medicine dispensers, 4 compartments with transparent sliding lid.



2164102 + 2164104 + 2164106



Test Tube Holders:
2164102 For 50 pcs., 13 mm holes
2164104 For 32 pcs., 18 mm holes
2164106 For 18 pcs., 25 mm holes

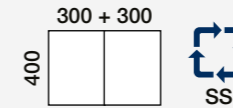


MODULAR TRAY AND BOX ACCESSORIES

1964806



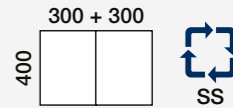
Stainless steel plate with a hole for locking the box and lid together.



1964808



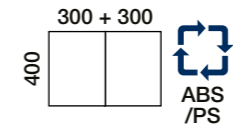
Lock with space for label. Labels can be put on the plate or text can be printed directly on the steel plate. Can also be secured with clips: **1964680 + 1964675 + 1964676**



SILK-SCREENED TRAYS, BASKETS AND LIDS



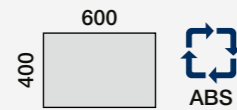
Trays, baskets and lids can be silk-screened with custom printing.



PLEASE **CONTACT** YOUR **LOCAL OFFICE** OR **REPRESENTATIVE** AND THEY WILL **GLADLY ASSIST** YOU **DETERMINING THE PERFECT SOLUTION** FOR YOUR **SPECIFIC NEEDS**.

MODULAR TRAY AND BOX ACCESSORIES

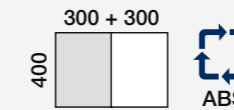
TYPE
A/B



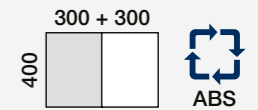
PLEASE **CONTACT** YOUR **LOCAL OFFICE** OR REPRESENTATIVE AND THEY WILL **GLADLY ASSIST** YOU DETERMINING THE **PERFECT SOLUTION** FOR YOUR SPECIFIC NEEDS.

MODULAR TRAY AND BOX ACCESSORIES

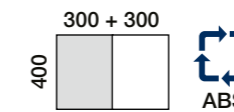
TYPE
C/D



Assorted labeling options available.



Assorted labeling options available.



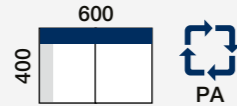
ACCESSORIES FOR MODULES

HANDLES



Handles can be mounted on all plastic containers and baskets from Scan Modul™ with pre-perforated holes on the edge.

- 1961881 Handle, 400 mm, blue
 - 1961891 Handle, 600 mm, blue
 - 1961880 Handle, 400 mm, grey
 - 1961890 Handle, 600 mm, grey
- (All handles incl. locks)



1961870



Safety Stops for baskets, 2 parts, blue. Are used to prevent modules from falling when they are fully extended out of cabinets, racks or trolleys. To be used with Scan Modul™ side-panels.



ACCESSORIES FOR IDENTIFICATION

1961790 + 1961700




Label holders without cover, vertical, max label size of 57 x 38 mm:

- 1961790 Blue
- 1961700 White



1961795 + 1961705



Label holders without cover, horizontal, max label size of 57 x 38 mm:

- 1961795 Blue
- 1961705 White



SCAN MODUL™ LABEL SYSTEM



Labels are available with all types of clips, and printing bar codes by laserprinters and thermoprinters.

2064290 + 2064292



Wall rails, 600 mm, for 100 mm high modules, blue.
 2064290 For suspending at an angle
 2064292 For suspending horizontally



1961805



Label holder without cover. To be placed in angled position. For labels in max. size of 38 x 57 mm



1961804 + 1961802



1961804 Transparent cover for label holders.
 1961802 Transparent cover for label holders. Room for extra label on cover. For labels in max. size of 57 x 38 mm



SECURITY CLIPS AND SEALING ARROWS



- 1964680 Security clips for boxes and lids.
- 1964675 Sealing arrow, red
- 1964676 Sealing arrow, blue



1961810



Blue credit card size label holder, max. size 85 x 54 mm
 *See related plastic cards



* RELATED PLASTIC CARDS FOR HOLDERS


- Plastic cards for holders 1961810.
- 1961811 Plastic card, red
 - 1961812 Plastic card, blue
 - 1961813 Plastic card, green
 - 1961814 Plastic card, white
 - 1961817 Plastic card, yellow
 - 1961816 Cover, clear



ACCESSORIES FOR IDENTIFICATION

ACCESSORIES MODULAR TRAYS AND BOXES


1964830 + 1964543



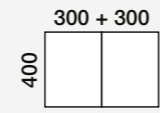
1964830 Holder for A5 sheets. Made in stainless steel. Can withstand washing and autoclave.
1964543 Stainless steel plate for labels or "Dymo"/"P-Touch" tape.



1964805 DP + 1964805 D



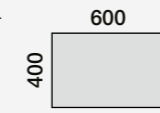
1964805 DP Label holder, horizontal, white. For label max. 25 x 75 mm
1964805 D Label holder, horizontal, white. For label max. 20 x 70 mm




1867330



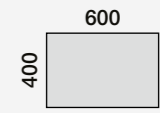
Frame with 6 rails for suspending catheter holders, 600 x 400 mm




1867331



Frame with 4 rails for suspending catheter holders, 400 x 600 mm




1964857 + 1964858



1964857 Alu-clip-holder for labels, 350 mm, for **Type A** cabinets.
1964858 Alu-clip-holder for labels, 500 mm, for **Type B** cabinets.




1964855 + 1964851 + 1964852



1964855 Alu-profile is available in any length.
1964851 End stop for clip-holder.
1964852 Center support recommended for clips-holder when length is more than 1000 mm.

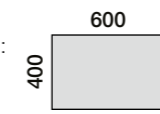


*CATHETER BOX HOLDERS IN PANELS



*Partitions shown in picture are optional accessories.

Catheter box holders in panels for VarioFlex™, VarioTilt™ and ScanCell™:
1867710 Height 485 mm
1867712 Height 635 mm
1867714 Height 785 mm



PLEASE **CONTACT** YOUR **LOCAL OFFICE** OR **REPRESENTATIVE** AND THEY WILL **GLADLY ASSIST** YOU DETERMINING THE **PERFECT SOLUTION** FOR YOUR SPECIFIC NEEDS.

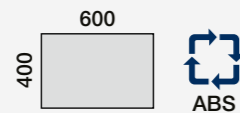
ACCESSORIES MODULAR TRAYS AND BOXES

TYPE
A/B

4180004



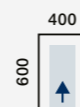
Tray with attachment for A4 suspension files, 600 x 400 x 200 mm. Can be inserted in **Type A**.



HANDLES, TYPE A/D



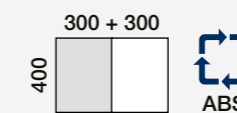
Handles **Type A/D** can be used on modules to be inserted in either ScanCell™ trolleys, open steel trolleys, transport trolleys or cabinets.



4180006



Tray with attachment for A4 suspension files, 300 x 400 x 200 mm. Can be inserted in **Type A + D**.




HANDLES, TYPE B



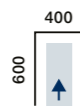
Handles **Type B** can be used on modules to be inserted in either ScanCell™ trolleys, open steel trolleys, transport trolleys or cabinets.



HANDLE WITH STOP, 400 mm




- 1961880 Grey
- 1961881 Dark blue
- 1961882 Yellow
- 1961883 Red
- 1961884 Green
- 1961885 Light blue

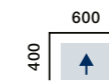


PLEASE CONTACT YOUR LOCAL OFFICE OR REPRESENTATIVE AND THEY WILL GLADLY ASSIST YOU DETERMINING THE PERFECT SOLUTION FOR YOUR SPECIFIC NEEDS.

HANDLE WITH STOP, 600 mm



- 1961890 Grey
- 1961891 Dark blue
- 1961892 Yellow
- 1961893 Red
- 1961894 Green
- 1961895 Light blue



4180002, A4 SUSPENSION FILES



- 4180002/01 A4 suspension file, white
- 4180002/02 A4 suspension file, yellow
- 4180002/03 A4 suspension file, green
- 4180002/04 A4 suspension file, blue
- 4180002/05 A4 suspension file, red



PARTITIONS FOR MODULES




Partitions for Scan Modul™ trays 2064206 and 2064211:

- 2064270 400 x 50 mm
- 2064271 600 x 50 mm
- 2064253 400 x 100 mm
- 2064254 600 x 100 mm
- 2064266 T-piece for partition

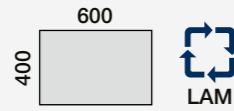
SHELVES

TYPE
A/B


2264400



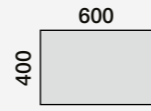
Laminate shelf
600 x 400 x 6 mm




2264501



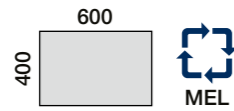
Wire shelf, 600 x 400 mm
Mesh size approx. 22,5 x 22,5 mm




2264403



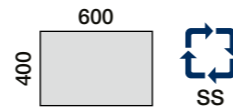
Melamine shelf
600 x 400 x 12 mm



2264502



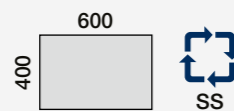
Wire shelf, 600 x 400 mm
Mesh size approx. 22,5 x 23,0 mm
For use on telescopic runners, order
instead item 2264502/01.



2264401




Shelf with beaded edge
600 x 400 x 15 mm



2264504



Wire shelf, 600 x 400 mm for
container in DIN size 600 x 300 mm.
Mesh size approx. 22,5 x 23,0 mm



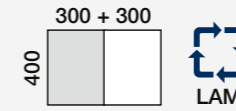
SHELVES

TYPE
C/D


2234400



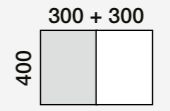
Laminate shelf
300 x 400 x 6 mm



2234501



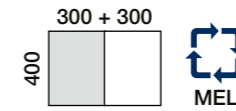
Wire shelf, 300 x 400 mm
Mesh size approx. 22,5 x 22,5 mm




2234403



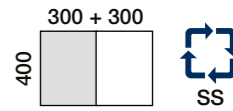
Melamine shelf
300 x 400 x 12 mm



2234502



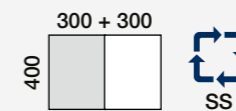
Wire shelf, 300 x 400 mm
Mesh size approx. 22,5 x 23,0 mm



2234401



Shelf with beaded edge
300 x 400 x 15 mm



PLEASE CONTACT YOUR LOCAL OFFICE OR REPRESENTATIVE AND THEY WILL GLADLY ASSIST YOU DETERMINING THE PERFECT SOLUTION FOR YOUR SPECIFIC NEEDS.