




THE REAL-CHAIRS ARE CE-CERTIFIED
IN ACCORDANCE WITH THE MPA STATUTES
OF MEDICAL DEVICES LVFs 2003:11.

⊕ REAL[®] 9000 PLUS CHILD

We still have a childlike mind!





A PEDIATRIC MODULE CHAIR - TREMENDOUS OPPORTUNITIES

Many children with functional disabilities can sit comfortably at a table without extensive support, but they do need a chair with special features. Among others, it must be possible to tilt the seat easily, while at the same time providing stable support for the back and feet. REAL 9300/9400 EL PLUS for children, is the module chair where needs dictate design.

REAL 9000 PLUS for children - easy to adjust

A REAL 9000 PLUS BARN MANUELL/EL with PLUS-base enables children with functional disabilities to sit actively at a desk or a table. The height of the seat can easily be adjusted for various table heights, and the brake is operated either by hand or foot. This means that the chair remains securely in the place you want it to be but can easily be moved if required. The chair must also be easy to adapt for the user, which is why it has a modular structure. It can be augmented as the child grows.

High quality

The REAL 9000 PLUS BARN MANUELL/EL for

children has a modern, flexible and durable design. It is manufactured at our own facilities in Sweden.

PLUS-base 43 for children

The small, versatile PLUS-base makes movement of the chair easy, in narrow spaces as well.

The PLUS-base is combined with the new armrest for PLUS. The new stable Medic leg support in different sizes is optional.

Options

The REAL 9000 PLUS BARN MANUELL/EL for children can be customized in many ways. Read our accessories folder for more options.



CHILDREN WITH FUNCTIONAL DISABILITIES ARE ABLE TO SIT ACTIVELY AT A DESK OR A TABLE. DUE TO THE MODULAR STRUCTURE THE CHAIR CAN BE AUGMENTED AS THE CHILD GROWS.

ErgoMedic PLUS

- ergonomic design out of the ordinary

To further increase sitting comfort, Mercado Medic has developed the seat system ERGOMEDIC PLUS.

It's very suitable for children with sitting positioning difficulties. The system consists of four interacting parts: seat, back, armrest and neck support. The seat has the right form and softness to ensure optimal stability and comfort.

The lower part of the high backrest is shaped to enable the child to sit with pelvic support even when tilted backwards. The high backrest is also available with extra side wedges for extra comfort and positioning (for more information please see our seat system brochure).

Ergonomic hand controls

To be able to adjust the chair in an effortless way, REAL 9000 PLUS BARN MANUELL/EL FOR children is equipped with very accessible and ergonomic controls. The controls are marked with symbols for each purpose of use.

New mechanism for seat angle

Our new reinforced mechanism for seat angle has an extended interval (+15/-23°) and it is adjustable in three varied positions (see picture no. 7 on page 6). This option suits children with extra ordinary needs (e.g. spastic children). With a single grip you can change between the positions.

You also have the freedom of choice to choose if the armrests should accompany the seat angle or not.



⊕ REAL[®] 9000 PLUS CHILD

We still have a childlike mind!



REAL 9000 PLUS TRANSPORT alt.
REAL 9000 PLUS TRANSPORT EL with carer actuated push bar mounted on PLUS-base. Large, directional-stable rear castors. The front castors have a diameter of 125 mm, which facilitates crossing thresholds and the like. The push bar is adjustable in depth at two positions. Braking is via hand-brake lever placed on the push bar.



WE CAN CUSTOMISE THE CHAIR ACCORDING TO THE CHILDS NEEDS. GO TO OUR SITE AT MERCADO.SE AND DESIGN YOUR OWN CHAIR!

A SYSTEM WHERE THE CHILD'S NEEDS DICTATES THE DESIGN

SEAT PLATE

In a range of sizes and materials.



SEAT ANGLE

(+15 to -8°)
Gas, crank or electric.




BACK PLATE MECHANISM

Select required design.



SEAT HEIGHT

Electric or manual.




CONTROLS

Select design and position.



PLUS-BASE

Range of variants.



CASTORS

For different kinds of flooring and in a range of sizes.




UPHOLSTERY

Available in plush, woven fabric, skai.



ACCESSORIES

Freedom of choice in a wide range.






=





DETAILS 9000 PLUS CHILD






- 1 PLUS-handle at seat for high/low function for manual chair.
- 2 PLUS-handle under armrest for high/low function for manual chair.
- 3 PLUS-handle under armrest for high/low function for electric chair.
- 4 PLUS-base 43 CHILD (43 x 53 cm). PLUS-base 43 MINI (43 x 48 cm).
- 5 Side/hip support PLUS.
- 6 Reinforced seat frame 9000 CHILD, +15° / -23°. Adjustable in three intervals (optional).
- 7 Leg support MINI MEDIC, with divided foot plate (alt. undivided foot plate).
- 8 Seat system ERGOMEDIC PLUS.
- 9 Leg support mobile (CHILD, MINI).
- 10 Double high MEDIC backrest mechanism (reinforced).
- 11 Push handle for PLUS-base.
- 12 Push bar for PLUS-base.

REAL[®] 9000 PLUS CHILD

system overview

AB	MODEL	PLUS base 43x53 cm (w x d)
93	REAL 9300 PLUS Child Standard	With PLUS-base 43. Manual Fixlyftomat.
94	REAL 9400 PLUS Child EL	With PLUS-base 43. Electric Fixlyftomat.



C	SEAT ANGLE	
0	Without seat angle	Not for seat 29x32 cm.
2	Crank adjusted seat angle*	Crank adjusted +15° / -8°.
3	Gas spring, controls under seat*	Gas spring +15° / -8°.
4	Gas spring, controls under armrest*	Gas spring +15° / -8°.
5	Electric seat angle (EL)*	Electric +15° / -8°. For electric chair.
6	Prepared for seat angle*	Static.

*Reinforced adjustable seat cross can be mounted.



D	LOW BACK	
0	Standard back mechanism	Adjustment of height, angle and depth.
1	Medic back mechanism	Adjustment of height, angle and depth.
2	Comfort back mechanism	Gas spring controls*.
3	Electric back mechanism (EL)	Electric adjustment. For electric chair*.

* Minimum seat depth 43 cm.

	HIGH BACK	
5	Standard back mechanism	Adjustment of height, angle and depth.
6	Medic back mechanism**	Adjustment of height, angle and depth.
7	Comfort back mechanism	Gas spring controls*.
8	Electric back mechanism (EL)	Electric adjustment. For electric chair*.

** Double High Medic can be mounted.

* Minimum seat depth 43 cm.


E	CASTORS	
0	Standard castor, XL 100 mm	For all types of surfaces.
2	Extra easy to roll castor, SL 100 mm	For hard surfaces.
3	Extra wide easy to roll castor, BXL 100 mm	XL-castor. Extra wide (125, 150 mm).



F	SEAT HEIGHT	All intervall can be adjusted +6cm/-2cm.
0	Standard seat height	Manual 45 - 65 cm. Electric 47 - 75 cm.
1	Low seat height	Manual 40 - 54 cm. Electric 40 - 60 cm.

G	SEAT	(width x depth)	Attached backs (w x h):	Armrest:
5	Child (7-12 years)	36 x 39 cm	Low 30x26 cm, high 30x34 cm.	30 cm.
6	Child (5-7 years)	33 x 35 cm	Low 27x22 cm, high 27x32 cm.	25 cm.
7	Junior (13-16 years)	36 x 43 cm	Low 30x26 cm, high 30x34 cm.	30 cm.
8	Mini (3-5 years)*	29 x 32 cm	Low 23x20 cm, high 27x23 cm.	25 cm.

* PLUS-frame child "mini" 43x48 cm (w x d).



H	USERS WEIGHT		
0	55 - 70 kg	Manual lyftomat	
1	< 55 kg	Manual lyftomat	
3	0 - 70 kg	Electric lyftomat	Max user weight 70 kg!