

Sicuro pesa



Clinic | Care | Homecare | Assist



The basis of
intensive care




The basis of intensive care

Hospital beds are an important part of the medical equipment in an intensive care unit and have a demanding role to play. The shock and CPR positions must be set in seconds without any delay. The Sicuro pesa intensive care bed can be adjusted very quickly in all directions with an electric motor – with a safe working load of 260 kg.

Through its functional bias and focus on ergonomic use, all adjustment features are accessible as they are

located centrally at the side of the bed. The shock position (image 1) or CPR position can be set quickly using the control box or the special CPR lever.

The bed's actuator can also be controlled as required. It is therefore possible to adjust the backrest at half power in everyday use, but with full power in the event of an emergency.



Medical positioning through lateral tilting

The Sicuro pesa can be laterally tilted on both sides up to an angle of 25° (large figure). This means that the strain on certain areas of the patient's lungs can be relieved to facilitate breathing. The lateral tilt supports decubitus prophylaxis and assists with repositioning the patient.

Besides the medical applications, caring for the patient in bed is facilitated as patients can be washed more easily in bed when the mattress base is tilted.


All adjustments to the bed can be made using the control box which is incorporated in the linen holder. The control box can also be hung from the footboard to make it more quickly accessible.

Quick operation of adjustment options

The easy-to-reach foot pedal is ideal for conveniently carrying out height adjustments while keeping the hands free (image 3). The bed reaches its highest position after only 16 seconds (image 1).

As well as motorised adjustment of the mattress base, the lower leg rest can also be adjusted continuously by hand (image 2). The adjustment angle of the backrest, shock position and lateral tilt can be displayed using an angle indicator (image 4).

The CPR emergency levers are integrated on both sides of the centre supports so that an immediate reaction is possible (image 5).



X-ray compatible with integrated cassette holder

To meet the exacting requirements of an intensive care unit, the Sicuro pesa is C-bow accessible and fitted with an X-ray translucent backrest. This allows patients to be X-rayed without having to be repositioned.

An X-ray cassette holder is also available as an option for the bed. Patients can therefore be X-rayed without leaving the bed. The cassette holder is

conveniently positioned and easy to handle. The drawer and cassette holder can be removed for easier cleaning. The additional rubber lining of the drawer makes it effortless to securely insert the X-ray cassette.

Easy operation and maximum safety

MultiFlex safety sides unite all important requirements of a modern safety side system (image 2). They adapt to suit the mobility of the patient, are easy to operate and can be fully folded down. The split safety sides can be raised and lowered again in a few easy steps. The same applies to the mobilisation supports which are easy to unlock and lower (image 3). No extra space is needed for this, as all safety side elements can be moved within the confines of the bed.

The individual elements and the standard tube holders on the MultiFlex system also allow drainage tubes to be routed safely and hygienically (image 1).

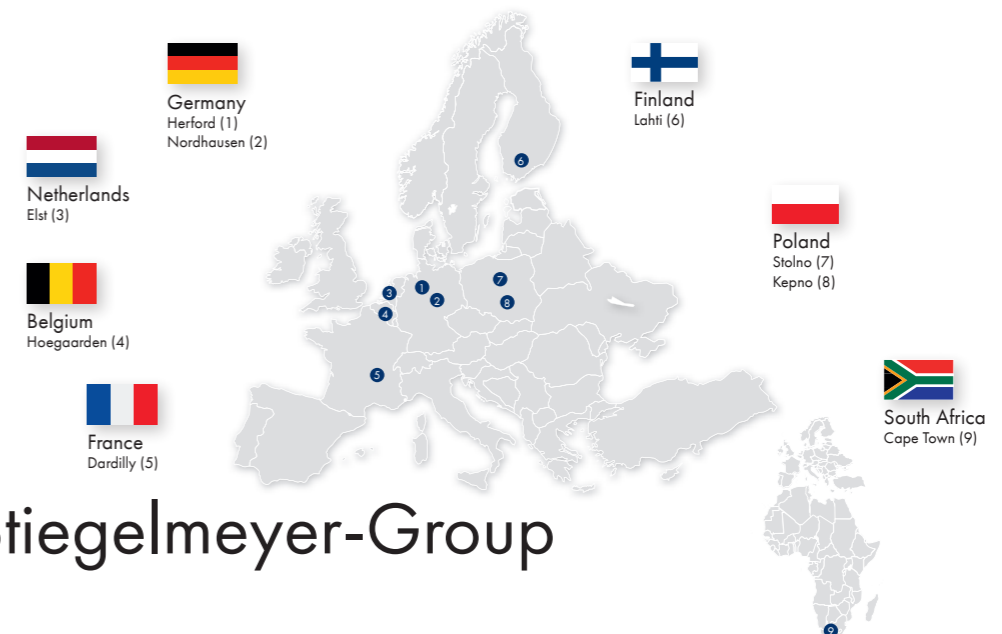


Extra features for diagnosis and therapy

The Sicuro pesa was developed for the demanding use on intensive care units. The mattress base can be extended at the head end with ease by folding the headboard down (image 1). This quickly creates more space for intensive care treatments. The bed extension at the foot end is also easy to extend (image 2). All four corners of the bed have sleeves for infusion stands, allowing flexible positioning options for infusions and solutions (image 3).

The mattress handle on the backrest can also be replaced with a stainless steel sliding rail upon request (image 4). The stainless steel sliding along the bed's sides rails that are incorporated as standard features are positioned in a way that allows additional

protection to the long sides (image 5). Furthermore, the head and footboards' solid stainless steel pipes give peripheral equipment a safe hold (image 6).



The Stieglmeyer-Group

The Stieglmeyer Group stands for premium quality hospital and care products, developed specifically for the complex demands of medical practice. It includes the Clinic, Care, Homecare and Assist service divisions. The company currently manufactures more than **125,000 beds** per year and employs some **1,000 members of staff**. The Group's headquarters are in **Herford, in Germany, and further production sites are located in Nordhausen in Thuringia, as well as in Stolno and Kepno in Poland**. The medium-sized family business can look back on a 117-year history of success.

Despite being strongly rooted in its native country, the Stieglmeyer-Group is active worldwide. **Export** is a

key pillar and will be expanded in the future. **Subsidiary companies** work in France, Poland, the Netherlands, Belgium, Finland and South Africa. Stieglmeyer products are exported to **more than 60 countries**.

Stieglmeyer focuses on state-of-the-art technology in its production and also respects the **protection of the environment**. The company's own solar collectors, electricity from renewable sources and economical company vehicles help **minimise pollutant emissions**. The company places great emphasis on a fair relationship with its employees and promotes the **inclusion** of handicapped people.

Technical data

Sicuro pesa	
Dimensions and weights	
External dimensions	104.5 x 216.5 cm
Mattress base (mattress dimensions)	87 x 200 cm
bed extension	28 cm
Mattress base division	80 – 20 – 40 – 60 cm
Backrest length compensation	10 cm
Safe working load	260 kg
Maximum patient weight	approx. 220 – 230 kg
Ground clearance of chassis	5 cm
Total weight	195 kg
Protection height of safety sides	42 cm
Adjustment options	
Tilting to Trendelenburg position	15°
Tilting to reverse-Trendelenburg position	20°
Mattress base height	approx. 46 – 80 cm
Backrest angle	70°
Thigh rest angle	80°
Lateral tilting	25°
Raised straight leg position angle	27°

Mattress base

- Hygiene mattress base (polypropylene)
- Wire mesh mattress base
- All-plastic (HPL) mattress base
- Holder for X-ray cassettes under backrest
- Bed extension 28 cm

Fastening options for supply accessories

- Stainless steel sliding rails on the long sides of the bed with sliding hooks
- 4 internal sleeves at head and foot ends for patient lifting poles and/or infusion stands

Head and footboards

- Headboard completely removable
- Headboard can be folded down
- Available in a range of individually selectable colours and decors

Materials

- Chassis and mattress frame: Welded steel structure with durable polyester powder coating
- Chassis cover: ABS plastic
- Head and footboard: HPL plates
- Mattress base sections: Steel, PP plastic (polypropylene), HPL
- Design of the materials for automatic decontamination systems possible

Electromotive equipment

- Use of a powerful toroid transformer
 - Low power consumption
 - High power capacities
 - Low standby power consumption
 - Low electromagnetic pollution
 - 24 volt safety low voltage
- 5-fold protection against overloading and overheating
 - 2 at the motor end
 - 3 at the power supply end
- High-quality EPR power cable
- Durable battery pack with charging indicator
- Automatic mattress base tilt arrest upon becoming vertical
- Removable control box in the linen holder
 - Can be hung up on footboard for quick access
 - 2-colour illuminated display for lock status of adjustment functions
 - Freely programmable mattress base settings
 - Adjustment functions individually lockable, including illuminated display
- All motors are protected against dust and heavy spray water according IPX6 washable

Protection against damage

- Edge protection integrated into the safety sides
- 4 wall deflection rollers provide protection also on both the horizontal and vertical plane
- Brake signal: Signal tone max. 5 min.
- Upward or downward limitation of mattress base height possible

Equipment and options

Sicuro pesa	
External bed width	104.5 cm, mattress 87 cm ●
Safety sides	MultiFlex ●
Lateral tilting	25° ●
Design of head and footboards	Elano ●
	Classic ○
Base colours	Crystal white NCS S0500N ●
	Argentum similar to RAL 9006 ○
Decontamination, degree of protection	Automatic reprocessing IPX6W ●
Mattress bases	Hygiene PP mattress base with HPL backrest ●
	Hygiene PP mattress base with HPL backrest for belt system ○
	Wire mesh mattress base with HPL backrest for belt system ○
Wall deflection rollers	4 standard, circumferential ●
	4 universal, circumferential ○
	2 universal at head end, 2 standard at foot end ○
Castors	Double castor Ø 150 mm, conductive ●
Track roller positions	Head end, right ●
	Head end, left ○
	Foot end, right ○
	Foot end, left ○
Operational controls	Backlit handset ○
	Control box in the linen holder ●
Further features	Sliding rail on long side ●
	Sliding rails on backrest ○
	Sliding rail at head end ○
	Backrest angle display ●
	Angle indicator for lateral tilt ○
Electronic equipment	Angle indicator for longitudinal tilt ○
	Foot pedal ○
	Brake signal ○
	Under bed light ○

● = standard ○ = optional

Decors

Snow White 9417-60	Noce Lyon 4232-60	Gold 0446-60	Eternal Cherry 4325-60
Azur ¹ 0744-60	Silver Grey 0160-60	Noce Praliné 4452-60	Valley Oak 4166-60
Global Beech 4306-60	Ottawa Maple 4209-60	Baltic Sea D475-60	Storm 10542-60

Ihr Bett – unsere Leidenschaft
Your bed – our passion

Finland / Suomi

Stiegelmeyer Oy
Ahjokatu 4 A
15800 Lahti
Phone +358 (0) 3 7536 - 320
Fax +358 (0) 3 7536 - 330
E-Mail stiegelmeyer@stiegelmeyer.fi
finland.stiegelmeyer.com

Netherlands / Nederland

Stiegelmeyer BV
Peppelenbos 7
6662 WB Elst
Phone +31 (0) 345 581 - 881
E-Mail info@stiegelmeyer.nl
netherlands.stiegelmeyer.com

Poland / Polska

Stiegelmeyer Sp. z o.o.
86-212 Stolno, Grubno 63
Phone +48 56 6771 - 400
Fax +48 56 6771 - 410
E-Mail info.stolno@stiegelmeyer.pl
poland.stiegelmeyer.com

France

Stiegelmeyer SAS
Bâtiment B
27 chemin des Peupliers
69570 Dardilly
Phone +33 (0) 4 7238 - 5336
Fax +33 (0) 4 7238 - 5481
E-Mail contact@stiegelmeyer.fr
france.stiegelmeyer.com

South Africa

Stiegelmeyer Africa (PTY) Ltd
The Estuaries, Century City, Cape Town, 7441
Phone +27 (0) 21 555 - 1415
Fax +27 (0) 21 555 - 0639
E-Mail info.southafrica@stiegelmeyer.com
south-africa.stiegelmeyer.com

Stiegelmeyer GmbH & Co. KG

Ackerstraße 42, 32051 Herford, Germany
Phone +49 (0) 5221 185 - 0
Fax +49 (0) 5221 185 - 252
E-Mail info@stiegelmeyer.com
www.stiegelmeyer.com


STIEGELMEYER

Finden Sie Ihren Händler auf unserer Webseite:
Find your local partner at our website:
stiegelmeyer.com/partner

Technische Änderungen vorbehalten. Leichte Farbabweichungen der Originale sind drucktechnisch bedingt. Stand 06/2017. Version 5. Artikel-Nr. 600728.
Subject to technical changes without notice. The shown product colours may differ slightly from the actual product. Last updated 06/2017. Version 5. Item no. 600728.