

The SEGUFIX[®]-System

- Humane and reliable restraint with many positioning options -

SEGUFIX[®] - The Safe Way



Catalogue 2017



The History of SEGUFIX®

An ancient problem

Since ancient times the necessity of immobilizing a patient for his recovery was common. However, restraining limbs often delayed recovery, for example by causing panic attacks or bedsores. Up to the 1960s restraint methods remained the same. Then the equally simple and brilliant idea of a worried and caring father should open a new chapter in the history of restraints.

A toddler's misery

Said father had a two-year-old son, who suffered from severe pneumonia. When the boy resisted the necessary bed rest, the doctors had no other choice but to tie him down by his hands and feet. Confused and terrified the little boy refused to eat. When faced with this new problem, the doctors ordered force-feeding. The desperate parents couldn't bear that thought and took their child home at their own risk.

Love is inventive

In the comfort of his own home the little boy quickly regained his previous spirits and appetite, but he still would not stay in bed. This inspired the worried father to create a harness for keeping his recovering child in bed, foremost leaving hands and feet unrestrained. The sick little child accepted the harness, stayed in bed and soon recovered.

A solution for many

Years later, the father learned about the significance of medical restraints. Many patients had to suffer, just because they were not staying in bed or simply would fall out of bed – a problem he had already solved for his son years before.

Renowned physicians recognized the benefits for patients and nursing staff. Prof. Dr. Dr. h.c. Bürger-Prinz introduced the new restraint at the University Hospital Hamburg-Eppendorf (UKE). Among experts the SEGUFIX®-System was met with great approval, and shortly after the SEGUFIX®-System was established internationally as the humane method of patient restraint.

Maximum freedom with minimum restraint

Restraint requirements are complex, and at times it may be necessary to restrain limbs. To meet the individual requirements our product range was expanded in close cooperation with medical professionals. Whenever new products are being developed the guiding principle "Maximum freedom with minimum restraint" is being applied.

The humane restraint

Accordingly, the SEGUFIX®-System offers humane and sophisticated positioning and restraint solutions for patients and care personnel. These solutions allow precise restraining and thus prevent inhumane restraint of past days.

For this reason medical experts unanimously describe the SEGUFIX®-System as "the humane system" at its very introduction. In all areas of patient care and even in difficult care situations, the humane approach results in great relief for everyone involved.

Reliability in daily care

As inventor and manufacturer of the SEGUFIX®-System we are happy to offer products that allow you to provide safe and reliable care.

As a family business with almost 50 years of experience, the next generation will also support you as a reliable partner with continuity, quality and professionalism.

The Sánchez-Wysocki Family

Product groups

Product group 1000: SEGUFIX®-Locks and Keys



Product group 2000: SEGUFIX®-Bed Restraint System



Product group 3000: SEGUFIX®-Auxiliary Belts



Product group 4000: SEGUFIX®-Quick Restraint



Product group 5000: SEGUFIX®-Mobile Restraint



Product group 6000: SEGUFIX®-Transport System



Product group 7000: SEGUFIX®-Chair Belt System



Product group 8000: SEGUFIX®-Accessories and Sheepskin



Locks and Keys	Item 1106 - 1215
Bed Restraint System	Item 2203 - 2905
Auxiliary Belts	Item 3110/r - 3745
Quick Restraint	Item 4213/r - 4415/r
Mobile Restraint	Item 5204/r - 5745
Transport System	Item 6040 - 6760
Chair Belt System	Item 7240 - 7780
Accessories/Sheepskin	Item 8010 - 8022

Table of Contents

General Information	Page
The History of SEGUFIX®	2
Overview of the eight SEGUFIX®-Product groups 1000 - 8000	3
Table of Contents	4 - 5
SEGUFIX®-Traffic Light Labeling	6 - 7
SEGUFIX®-Safety Information	8 - 9
SEGUFIX®-Quality Standards	10
Product versions / Abbreviations for various versions	11
Instructions for care	15
Imprint	48

SEGUFIX®-Locks and Keys

Item	Product group 1000	Page
1206	• SEGUFIX®-Magnetic Lock black / segufix.com	12
1208	• SEGUFIX®-Magnetic Key red	12
1209	• SEGUFIX®-Magnetic Key red with key ring	12
1210	• SEGUFIX®-Patent Twist Lock green	13
1212	• SEGUFIX®-Patent Twist Key yellow	13
1213	• Push Lock	14
1215	• Push Lock Key	14

SEGUFIX®-Bed Restraint System

Item	Product group 2000	Page
2203 2303 2403	• SEGUFIX®-Shoulder Restraint	20
2204 2304 2404	• SEGUFIX®-Hand Restraint	21
2205 2305 2405 2705	• SEGUFIX®-Foot Restraint	22, 23
2211 2311 2411 2711	• SEGUFIX®-Thigh Restraint	22, 23
2212 2312 2412	• SEGUFIX®-Shoulder Additional Belt	20
2217 2317 2417	• SEGUFIX®-Head Positioning Belt	24
2221 2321 2421 2721	• SEGUFIX®-Standard with Crotch Strap	16
2222 2322 2422	• SEGUFIX®-Complete with Crotch Strap	17
2224 2324 2424 2724	• SEGUFIX®-Hand Restraint lengthend	21, 23, 30
2231 2331 2431 2731	• SEGUFIX®-Standard with Thigh Straps	18
2232 2332 2432	• SEGUFIX®-Complete with Thigh Straps	19
2250/r 2350/r 2450/r	• SEGUFIX®-Compact	25

SEGUFIX®-Auxiliary Belts

Item	Product group 3000	Page
3240 - 3340 - 3440 -	• SEGUFIX®-Brace Strap for legs	27
3244 3344 3444	• SEGUFIX®-Extension Belts	26
	• SEGUFIX®-Extension Belt with Snap Lock	26

SEGUFIX®-Quick Restraint

Item	Product group 4000	Page
4213/r 4313/r 4413/r	• SEGUFIX®-Quick Restraint Shoulder	28
4214/r 4314/r 4414/r	• SEGUFIX®-Quick Restraint Hand	28
4215/r 4315/r 4415/r	• SEGUFIX®-Quick Restraint Foot	29

SEGUFIX®-Mobile Restraint

Item				Product group 5000	Page
5204/r	5304/r	5404/r	5718	• SEGUFIX®-Hand Waist Restraint	32
5218	5318	5418		• SEGUFIX®-Restraining Aid	33
5243	5343	5443		• SEGUFIX®-Stretcher Restraint Shoulder	30
5245	5345	5445		• SEGUFIX®-Stretcher Restraint Foot	30, 31

SEGUFIX®-Transport System

Item				Product group 6000	Page
6216	6316	6416	6710	• SEGUFIX®-Transport Waist Belt	34
			6720	• SEGUFIX®-Suspender Belt	35
			6730	• SEGUFIX®-Backrest Strap	35
6240	6340	6440		• SEGUFIX®-Support Belt without Crotch Pad	36
6244	6344	6444		• SEGUFIX®-Support Belt with Crotch Pad	36
6256	6356	6456	6750	• SEGUFIX®-Multi Belt	37
6266	6366	6466	6760	• SEGUFIX®-Pelvic Belt	38
6276	6376	6476		• SEGUFIX®-Pelvic Belt with Crotch Strap	39

SEGUFIX®-Chair Belt System

Item				Product group 7000	Page
7240	7340	7440	7740	• SEGUFIX®-Chair Belt	40 - 41
7246	7346	7446			
7250	7350	7450		• SEGUFIX®-Chair Belt with Crotch Strap	42
7256	7356	7456			
7260	7360	7460	7770	• SEGUFIX®-Chair Belt with Thigh Straps	43
7266	7366	7466			
				• SEGUFIX®-Transport Hand Strap Velcro®	44
7280	7380	7480		• SEGUFIX®-Transport Foot Restraint	44

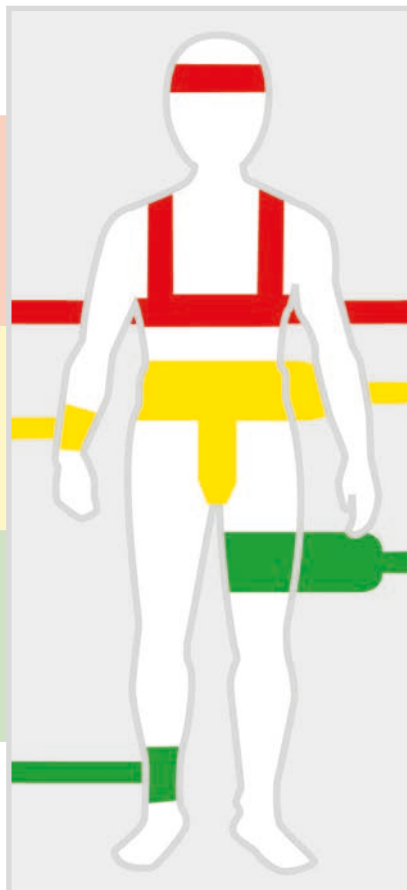
SEGUFIX®-Accessories / Sheepskin

Item				Product group 8000	Page
8010				• SEGUFIX®-Sheepskin Bed Cover	45
8011				• SEGUFIX®-Sheepskin for Wheelchair Cover	45
8012				• SEGUFIX®-Sheepskin Padding for Standard with Crotch Strap / Thigh Straps	45
8013				• SEGUFIX®-Protective Cover	39
8014				• SEGUFIX®-Transport Bag	46
8015				• SEGUFIX®-Response Bag	46
8016				• SEGUFIX®-Pull-up Line	47
8017				• Anti-Slide-Mat	46
8018/GB				• SEGUFIX®-Instruction DVD	47
8022				• SEGUFIX®-Laundry Net	27, 47

Colour labeling for easy product identification

The SEGUFIX®-Traffic Light Labeling with coloured SEGUFIX®-Labels offers the following advantages:

- Distinct colours allow for easy identification of SEGUFIX®-products
- Classification of body areas according to traffic light colours red / yellow / green (see Illustration)
- Unique identification of products by item number and product name (multilingual)
- Easy identification of size through noticable positioning on the label
- Labeling according to DIN EN ISO 15223-1



RED -
Shoulder and Head

YELLOW -
Waist and Hand

GREEN -
Thigh and Foot

BLUE -
Auxiliary Belts

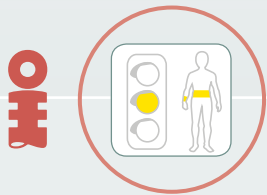
WHITE -
Transport Products



SEGUFIX®-Products according to Traffic Light Labeling

RED - Shoulder and Head	YELLOW - Waist and Hand	GREEN - Thigh and Foot
Shoulder Restraint	Standard with Crotch Strap	Thigh Restraint
Shoulder Additional Belt	Standard with Thigh Straps	Foot Restraint
Head Positioning Belt	Hand Restraint	Connecting Belt
Quick Restraint Shoulder	Quick Restraint Hand	Quick Restraint Foot
Stretcher Restraint Shoulder	Compact	Stretcher Restraint Foot
	Hand Restraint Belt	Brace Strap for legs
	Restraining Aid	

WHITE - Transport Products	BLUE - Auxiliary Belts
Chair Belt	Extension Belts
Support Belt	
Pelvic Belt	
Multi Belt	
Transport Waist Belt	
Backrest Strap	
Suspender Belt	



The SEGUFIX®-Traffic Light Labeling will accompany you throughout this catalogue for all applicable products.

Coloured labels according to the traffic light system red / yellow / green.

Product labels are assigned to three body areas according to traffic light labeling.



The following instructions for use are only applicable to original SEGUFIX® products. Do not use the SEGUFIX®-Restraint and Positioning System until you have read and understood the instructions for use. Instructions are available online. Product and instructions must match. Failure to use this product properly can cause serious injury or death. Your patient's safety depends on your using the SEGUFIX® System correctly.

SEGUFIX® - Patient restraint according to indications

1. Requirements for use:

It is the user's responsibility to comply with all national laws. Always consider restraining protocols of your work place and current legislation. The instructions for use must be adhered to. SEGUFIX®-Products may only be used by individuals with proper training and knowledge of the product. Legal provisions and doctor's orders must be strictly observed! The attending physician must ensure, that the patient's medical condition allow the application of the SEGUFIX®-System.

2. Intended use:

SEGUFIX® products may only be used for the medical purposes, which they were designed for.

3. Remove dangerous objects:

Remove all objects from the reach of the patient, which could lead to injury or may damage the belts (e.g. glasses, jewelry and sharp objects).

4. Inspect products before use:



Inspect before each use for broken stitches, torn, worn out or frayed parts and damaged eyelets. Damaged products could cause injury. Do not use damaged or worn out products.

5. Locks may not be under tension:

When opening the locks ensure movement between the upper and lower points of contact (item no. 1206). Therefore each lock can hold up to a maximum of 4 belt layers (exception: products with "r" of "f" in the item number have thicker belts. These allow for a maximum of 3 belt layers!). When using the Push Lock use no more than 3 belt layers.

6. Always attach Side Positioning Straps:

The SEGUFIX®-Standard with Crotch Strap or Thigh Straps must always be used with the Side Positioning Straps attached. Side Positioning Straps prevent the patient from helicoptering in bed or from getting over the edge of the bed causing strangulation, possibly resulting in death. In some cases it is possible that patients get over the edge of the bed even with the Side Positioning Straps attached and the side rails in the up position. In these cases additional restraint measures must be taken.

Important: Insert the Side Positioning Straps through the respective loops (according to instructions) before securing them to the bed belt.

7. Beds, chairs and stretchers:

- Use SEGUFIX® products only on beds, stable chairs and stretchers that allow the product to be attached to, in accordance with the instructions.
- Products must be attached in such manner, that they cannot get out of place.
- Note that straps and moving mechanics of beds, stretchers or chairs (or alternating pressure pads and the like), may interfere with each other causing damage and loss of function.
- The attachment points must be free of sharp edges.
- SEGUFIX® products do not prevent beds, chairs or stretchers from tipping over or from unintended movement.

Helpful hints:

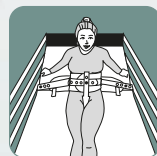
European standards for beds:

DIN EN 60601-2-52

European standards for wheelchairs:

DIN EN 12182 and DIN EN 12183

8. All side rails must be in the up position:

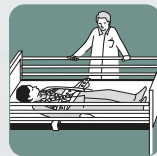


To prevent accidents always lock side rails in the up position (exception: 5-point-restraint).

Note: Do not use with parted side rails except with a gap protector that effectively prevents the patient

from slipping through the gap. An open gap could allow the patient to slip through even with the restraint fastened possibly causing strangulation.

9. Monitor patients in restraints:



Patients in restraints require frequent monitoring.

Aggressive, agitated or restless patients and patients in danger of aspiration require constant monitoring.

10. Test closure-systems prior to each use:



Check SEGUFIX®-Magnetic Locks black/segufix.com, SEGUFIX®-Patent Twist Locks green, Push Locks, Snap Locks, Velcro® Fasteners and Buckle Locks for a secure hold.

Do not submerge locks in any type of liquid. This may cause malfunction. If damaged locks fail to open, straps can be cut with scissors or belt cutters. Check the head of the metal pin for signs of wear and tear (rounding off or compression).

11. Pacemaker Warning:



A distance of 10 cm (4 inches) must be maintained between a patient's pacemaker and the SEGUFIX®-Magnetic Key, otherwise a tachycardia might be triggered (alternatively use Push Locks).

For possible interference of strong magnets with other patient implants please refer to manufacturer's instructions of these products.


12. Test products for correct attachment:

Frequently check products for correct attachment. The straps must be secured to the frame of the bed (or the folding part of the frame of the bed) keeping them in place tightly on the mattress.

13. Only use original SEGUFIX® products:

For safety reasons SEGUFIX® products must not be altered or be combined with third party products.

14. Use of SEGUFIX® products in vehicles:



The SEGUFIX®-Transport Belt System does not replace the vehicles seat belt system. SEGUFIX®-Transport Belts may only be used as additional support or for positioning of the patient. Make sure that

the patient can be rescued quickly in case of an emergency.

15. Secure but not too tight:

Belts must be fastened tightly, but not interfere with breathing or blood circulation. Loosely fastened products may jeopardize the patient's safety. Frequently check products for correct position.

16. Storage:

To prolong product life store belts and locking systems in cool, dry and dark conditions at about 20° C.

17. Flammability of SEGUFIX®-Bed Restraints:



According to DIN EN 71-2 section 4.3 non-flammable. According to DIN 75200 the burning rate is zero.

However, products may not come in contact with cigarettes or be exposed to open flame, as this could permanently damage the products and this could lead to injury.

18. Proper sizing:

Make sure to choose the proper size according to body and waist sizes (refer to sizing table). Products that are too small or too large compromise the patient's comfort and safety.

19. Disposal:

Carton and plastic wrapping can be disposed of in recyclable disposal, defective products in household garbage.

20. Declaration of conformity:

For the declaration of conformity please visit: www.segufix.com/conformity.php

21. Expert recommendation:

(Prof. Dr.-Ing. U. Boenick, TU-Berlin)

1. Always use Side Positioning Straps
2. Lock non-parted bedrails in the up position (exception: five-point-restraint)
3. The use of additional restraint elements may be necessary to eliminate bed egress.

22. Ensure prior to each use:

- Pull-test of locks
- Visual inspection of belts and locks
- Ensure sufficient medical indication
- Check legal requirements

- **SEGUFIX® Quality has been proven and tested for almost half a century**

For close to 50 years, the trademark SEGUFIX® stands for the consistent high quality of its products, manufactured with selected and high-grade raw materials, solid workmanship and sophisticated functionality. Continuous quality control ensures high security standards.

- **Instructions for use – safety instructions – product labeling**

The detailed and illustrated instructions for use of the products with safety information and warnings explain the proper application of the SEGUFIX®-Systems. All SEGUFIX® products come with laundry instructions and CE-labeling. The coloured labels according to the traffic light system provide quick and easy guidance for the use of the products.

- **SEGUFIX® belts are flame retardant according to DIN 75200 and DIN EN71-2 section 4.3**

SEGUFIX® belts comply with the strict norms of the automobile industry in accordance with DIN 75200 as well as DIN EN 71-2 section 4.3 Safety of toys – flammability.

- **Product innovation**

SEGUFIX® maintains a new product development division. In close cooperation with hospitals, rehabilitation centers and other medical institutions through the years solutions for existing problems have been developed. Thus leading to new and very useful products that have become integral parts of today's patient care.

- **Professional customer support**

Our specially trained personnel are looking forward to advising you on all product related questions.

- **Medical Exhibitions – Training**

We offer information about new products and product training during the annual medical exhibition MEDICA in Düsseldorf, Germany.

- **Stable Pricing**

Due to our innovative and efficient production processes, our prices have remained stable for 18 years, passing along the production savings to our customers.

- **Quick and dependable delivery**

SEGUFIX® products are shipped expeditiously worldwide.

- **SEGUFIX® online**

Product information is accessible 24/7 online at www.segufix.de

Abbreviations for various versions

Basic version – with medium bed belt

- Span width* of eyelet straps:
1200 - 1450 mm (47.2 - 57.1 inches)
- Span width* Velcro® belts:
950 - 1540 mm (37.4 - 60.6 inches)

(no letter code, e.g.
Item 2221-M, 2211-M, 2205-M etc.)



Version b – with short bed belts

- Span width* of eyelet straps: 1000 - 1200 mm (39.4 - 47.2 inches)
Span width* Velcro® belts: 920 - 1330 mm (36.2 - 52.4 inches)
- Bed belts are shorter than the basic version on each side by approx. 130 mm (5.1 inches)




Version e – with extended bed belts

- Span width* of eyelet straps: 1450 - 1700 mm (57.0 - 66.9 inches)
Span width* Velcro® belts: 950 - 1800 mm (37.4 - 70.9 inches)
- Bed belts are longer than the basic version, extended on each side by approx. 200 mm (7.9 inches)



Version f – fleece

- Skin-friendly padding for sensitive skin
- 100% pure cotton



Version r – reinforced

- Eyelet straps reinforced for higher demands



* **Span width of bed belts** (for attachment to the bed):
approx. measurements of the attached bed belt

Products with Velcro®:

Not a restraint – note: some jurisdictions consider Velcro® products as a restraint, should the patient not be able to remove them without help.



SEGUFIX®-Magnetic Lock black / segufix.com

Item 1206

For secure closing of the SEGUFIX®-Systems



SEGUFIX®-Magnetic Key red

Item 1208

For quick release of the SEGUFIX®-Magnetic Lock black / segufix.com



SEGUFIX®-Magnetic Key red with attachment for key ring

Item 1209

For quick release of the SEGUFIX®-Magnetic Key black / segufix.com



SEGUFIX®-Magnetic Button black / segufix.com

Item 1106

Component part of the SEGUFIX®-Magnetic Lock black / segufix.com



SEGUFIX®-Metal Pin

Item 1117

Component part of the SEGUFIX®-Magnetic Lock black / segufix.com



SEGUFIX®-Patent Twist Lock green

Item 1210

For secure closing of the SEGUFIX®-System



SEGUFIX®-Patent Twist Key yellow

Item 1212

For quick release of the SEGUFIX®-Patent Twist Lock green



SEGUFIX®-Patent Twist Button green

Item 1110

Component part of the SEGUFIX®-Patent Twist Lock green



SEGUFIX®-Square Pin

Item 1111

Component part of the SEGUFIX®-Patent Twist Lock green

SEGUFIX®-Magnetic Locking System black



- Magnetic safety locking system (special mechanism)
- For secure and quick locking of the SEGUFIX®-Systems
- High tensile strength

SEGUFIX®-Patent Twist Locking System green



- Magnetic safety locking system (special mechanism)
- For secure and quick locking of the SEGUFIX®-Systems
- Increased tensile strength
- Coded magnetic key

Push Locking System metal



- A safety lock for all applications that do not allow the use of magnets
- For secure and quick locking of the SEGUFIX®-Systems
- High tensile strength



Push Lock

Item 1213

- For closing of the SEGUFIX®-System
- Without magnetic mechanism
- Compatible for use on pacemaker patients



Push Lock Key

Item 1215

For release of the Push Lock



Push Button

Item 1113

Component part of the Push Lock



Push Pin

Item 1114

Component part of the Push Lock

- SEGUFIX®-Restraints** (white) are made of a cotton/rayon mix and are washable in hot wash cycles up to 95°C. Lower temperature and laundry nets will prolong product life.
 Avoid methods that might bend metal parts of the system (e.g. laundry line, dry pressing, rotary irons), eye-lets may be damaged.
 Not pre-washed, up to 8 % shrinkage.
 Store in a dry place.
Detergents: non-aggressive, no fabric softener, no bleach.
Dryer: delicate cycle at low temperature and preferably in the laundry net.
Disinfection: may be disinfected using chemothermal disinfection washing procedure (item 3.1.2 "catalogue of tested and approved disinfectants and disinfection procedures" published by the Robert-Koch-Institute).
 Overdosing can damage the product.
- SEGUFIX®-Transport Belts** (coloured/grey/black) are made of polyester and are washable in warm wash cycles up to 30°C.
 Avoid methods that might bend metal parts of the system (e.g. laundry line, dry pressing, rotary irons), eye-lets may be damaged.
 Store in a dry place.
Detergents: non-aggressive, no fabric softener, no bleach.
Dryer: delicate cycle at low temperature and preferably in the laundry net.
- SEGUFIX®-Locks and metal pins:** remove all locks and metal pins before washing or drying. Laundering will damage locks and possibly cause them to fail. Soiled locks may be cleaned with a damp cloth. Never submerge locks in any type of liquid.
- Velcro® Fastener:** fasten before washing and drying to prevent lint buildup.
 Occasionally use a stiff brush to remove lint from Velcro® Fastener. Even with normal use, Velcro® material has the tendency to collect lint. This can reduce the grip strength.
 Before each use, test grip strength of the Velcro® Fastener.
- Durability** depends on the intensity of use and is prolonged by gentle laundry procedures (detergent/laundry net).
- SEGUFIX®-Sheepskin products:**
Washing machine: washable at warm wash cycles up to 30 - 40°C, no spin-cycle.
 Use only wool or delicate detergents.
Hand washing: wash quickly in lukewarm water (30 - 40°C), rinse thoroughly with lukewarm water and gently wring-out water.
 Use only wool or delicate detergents
How to dry the sheepskin: hang dry or tumble dry on delicate cycle at low temperature.
Caution: avoid direct sunlight!
 Before the sheepskin is completely dry, pull to reshape it. If needed, brush with a sturdy brush.
Note: do not leave sheepskin submerged for an extended period of time (do not soak).



Custom-made products:

As developer and inventor of the SEGUFIX®-Systems we gladly design and manufacture products according to your specifications.



Laundry Net:

The SEGUFIX®-Laundry Net protects the strap material during the wash cycle.
 For more information see pages 27 and 47.



Item 2221 / 2321 / 2421

SEGUFIX®-Standard with Crotch Strap

Intended use:

- Patient restraint and positioning system in bed
- Physically restraining patients

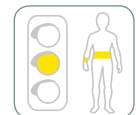
Consisting of:

- 1 SEGUFIX®-Standard with Crotch Strap and integrated Side Positioning Straps
- 3 SEGUFIX®-Locks
- 2 SEGUFIX®-Keys

Sizes: XS** / S / M / L / XL / XXL**

Versions: Basic version / b / e / f / r

Component part: Item 2121
(lock and key not included)



SEGUFIX®-Standard with Crotch Strap – Select one of three locking systems:

Item 2221

Standard with
Crotch Strap
Magnetic Locking System black



Item 2321

Standard with
Crotch Strap
Patent Twist Locking System green



Item 2421

Standard with
Crotch Strap
Push Locking System metal



Versions	
Basic version	(no letter code)
f = fleece	skin-friendly padding, 100% pure cotton
r = reinforced	eyelet straps reinforced for higher demands

Span width* of bed belts (for attachment to the bed)			
Identification	Bed belt	Eyelet straps	Velcro® belts
b	short	1000 - 1200 mm 39.4 - 47.2 inches	920 - 1330 mm 36.2 - 52.4 inches
without	medium	1200 - 1450 mm 47.2 - 57.1 inches	950 - 1540 mm 37.4 - 60.6 inches
e	long	1450 - 1700 mm 57.1 - 66.9 inches	950 - 1800 mm 37.4 - 70.9 inches

* Width: approx. measurements of the attached product
(about 8% shrinkage possible)

Size guide*			
Size	Waist girth	Waist belt ①	Bed belt ②
XS**	400 - 600 mm 15.8 - 23.6 inches	90 mm 3.5 inches	140 mm 5.5 inches
S	520 - 820 mm 20.5 - 32.3 inches	140 mm 5.5 inches	180 mm 7.1 inches
M	800 - 1200 mm 31.5 - 47.2 inches	180 mm 7.1 inches	180 mm 7.1 inches
L	1160 - 1560 mm 45.7 - 61.4 inches	180 mm 7.1 inches	180 mm 7.1 inches
XL	1360 - 1800 mm 53.5 - 70.9 inches	180 mm 7.1 inches	180 mm 7.1 inches
XXL**	1560 - 1980 mm 61.4 - 78.0 inches	180 mm 7.1 inches	180 mm 7.1 inches

* approximate measurements - about 8% shrinkage possible
(products are not pre-washed)

** sizes XS and XXL on request



Item 2721

SEGUFIX®-Standard with Crotch Strap Velcro®

Intended use:

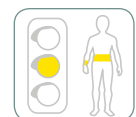
- Positioning aid in bed, provides support for patients who feel insecure
- Not a restraint (note: some jurisdictions consider Velcro® products as a restraint, should the patient not be able to remove them without help)

Consisting of:

- 1 SEGUFIX®-Standard with Crotch Strap Velcro® and integrated Side Positioning Straps

Sizes: S / M / L

Versions: Basic version / b / e





Item 2222 / 2322 / 2422

SEGUFIX®-Complete with Crotch Strap

Intended use:

- 5-point-restraint
- Physically restraining patients

Consisting of:

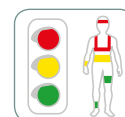
- 1 SEGUFIX®-Standard with Crotch Strap
- 1 SEGUFIX®-Shoulder Restraint
- 1 SEGUFIX®-Hand Restraint (with 2 Hand Straps)
- 1 SEGUFIX®-Foot Restraint (with 2 Foot Straps)

Total included:

- 11 SEGUFIX®-Locks
- 2 SEGUFIX®-Keys

Sizes: S / M / L

Versions: Basic version / b / e / r



SEGUFIX®-Complete with Crotch Strap – Select one of three locking systems:

Item 2222

Complete with
Crotch Strap
Magnetic Locking System black



Item 2322

Complete with
Crotch Strap
Patent Twist Locking System green



Item 2422

Complete with
Crotch Strap
Push Locking System metal



Size guide*			
Size	Waist girth	Wrist girth	Ankle girth
S	520 - 820 mm 20.5 - 32.3 inches	120 - 190 mm 4.7 - 7.5 inches	170 - 250 mm 6.7 - 9.8 inches
M	800 - 1200 mm 31.5 - 47.2 inches	160 - 240 mm 6.3 - 9.5 inches	220 - 300 mm 8.7 - 11.8 inches
L	1160 - 1560 mm 45.7 - 61.4 inches	220 - 290 mm 8.7 - 11.4 inches	270 - 330 mm 10.6 - 13.0 inches

* approximate measurements - about 8% shrinkage possible
(products are not pre-washed)

Versions	
Basic version	(no letter code)
r = reinforced	eyelet straps reinforced for higher demands

Span width* of bed belts (for attachment to the bed)			
Identification	Bed belt	Eyelet straps	Velcro® belts
b	short	1000 - 1200 mm 39.4 - 47.2 inches	920 - 1330 mm 36.2 - 52.4 inches
without	medium	1200 - 1450 mm 47.2 - 57.1 inches	950 - 1540 mm 37.4 - 60.6 inches
e	long	1450 - 1700 mm 57.1 - 66.9 inches	950 - 1800 mm 37.4 - 70.9 inches

* Width: approx. measurements of the attached product
(about 8% shrinkage possible)




Standard with Crotch Strap (Item 2221)
and Shoulder Restraint (Item 2203)

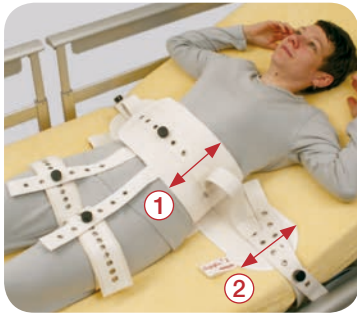


Complete with Crotch Strap (Item 2222),
Thigh Restraint (Item 2211) and
Shoulder Additional Belt (Item 2212)

(Example of use with Magnetic Locking System black)



Standard with Crotch Strap (Item 2221)
and Sheepskin Padding (Item 8012)



Item 2231 / 2331 / 2431

SEGUFIX®-Standard with Thigh Straps

Intended use:

- Patient restraint and positioning system in bed
- Physically restraining patients

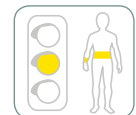
Consisting of:

- 1 SEGUFIX®-Standard with Thigh Straps and integrated Side Positioning Straps
- 5 SEGUFIX®-Locks
- 2 SEGUFIX®-Keys

Sizes: S / M / L / XL

Versions: Basic version / b / e / f / r

Component part: Item 2131
(lock and key not included)



SEGUFIX®-Standard with Thigh Straps – Select one of three locking systems:

Item 2231

Standard with Thigh Straps
Magnetic Locking System black



Item 2331

Standard with Thigh Straps
Patent Twist Locking System green



Item 2431

Standard with Thigh Straps
Push Locking System metal



Versions	
Basic version	(no letter code)
f = fleece	skin-friendly padding, 100% pure cotton
r = reinforced	eyelet straps reinforced for higher demands

Span width* of bed belts (for attachment to the bed)			
Identification	Bed belt	Eyelet straps	Velcro® belts
b	short	1000 - 1200 mm 39.4 - 47.2 inches	920 - 1330 mm 36.2 - 52.4 inches
without	medium	1200 - 1450 mm 47.2 - 57.1 inches	950 - 1540 mm 37.4 - 60.6 inches
e	long	1450 - 1700 mm 57.1 - 66.9 inches	950 - 1800 mm 37.4 - 70.9 inches

* Width: approx. measurements of the attached product
(about 8% shrinkage possible)

Size guide*			
Size	Waist girth	Waist belt ①	Bed belt ②
S	520 - 820 mm 20.5 - 32.3 inches	140 mm 5.5 inches	180 mm 7.1 inches
M	800 - 1200 mm 31.5 - 47.2 inches	180 mm 7.1 inches	180 mm 7.1 inches
L	1160 - 1560 mm 45.7 - 61.4 inches	180 mm 7.1 inches	180 mm 7.1 inches
XL	1360 - 1800 mm 53.5 - 70.9 inches	180 mm 7.1 inches	180 mm 7.1 inches

* approximate measurements - about 8% shrinkage possible
(products are not pre-washed)

Size	Thigh girth*	
S	380 - 520 mm	15.0 - 20.5 inches
M	500 - 720 mm	19.7 - 28.4 inches
L	580 - 880 mm	22.8 - 34.7 inches
XL	850 - 1150 mm	33.5 - 45.3 inches



Item 2731

SEGUFIX®-Standard with Thigh Straps Velcro®

Intended use:

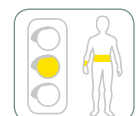
- Positioning aid in bed, provides support for patients who feel insecure
- Not a restraint (note: some jurisdictions consider Velcro® products as a restraint, should the patient not be able to remove them without help)

Consisting of:

- 1 SEGUFIX®-Standard with Thigh Straps Velcro® and integrated Side Positioning Straps

Sizes: S / M / L

Versions: Basic version / b / e





Item 2232 / 2332 / 2432

SEGUFIX®-Complete with Thigh Straps

Intended use:

- 5-point-restraint
- Physically restraining patients

Consisting of:

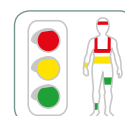
- 1 SEGUFIX®-Standard with Thigh Straps
- 1 SEGUFIX®-Shoulder Restraint
- 1 SEGUFIX®-Hand Restraint (with 2 Hand Straps)
- 1 SEGUFIX®-Foot Restraint (with 2 Foot Straps)

Total included:

- 13 SEGUFIX®-Locks
- 2 SEGUFIX®-Keys

Sizes: S / M / L

Versions: Basic version / b / e / r



SEGUFIX®-Complete with Thigh Straps – Select one of three locking systems:

Item 2232

Complete with
Thigh Straps
Magnetic Locking System black



Item 2332

Complete with
Thigh Straps
Patent Twist Locking System green



Item 2432

Complete with
Thigh Straps
Push Locking System metal



Size guide*			
Size	Waist girth	Wrist girth	Ankle girth
S	520 - 820 mm 20.5 - 32.3 inches	120 - 190 mm 4.7 - 7.5 inches	170 - 250 mm 6.7 - 9.8 inches
M	800 - 1200 mm 31.5 - 47.2 inches	160 - 240 mm 6.3 - 9.5 inches	220 - 300 mm 8.7 - 11.8 inches
L	1160 - 1560 mm 45.7 - 61.4 inches	220 - 290 mm 8.7 - 11.4 inches	270 - 330 mm 10.6 - 13.0 inches

* approximate measurements - about 8% shrinkage possible
(products are not pre-washed)

Size	Thigh girth*	
S	380 - 520 mm	15.0 - 20.5 inches
M	500 - 720 mm	19.7 - 28.4 inches
L	580 - 880 mm	22.8 - 34.7 inches

Versions	
Basic version	(no letter code)
r = reinforced	eyelet straps reinforced for higher demands

Span width* of bed belts (for attachment to the bed)			
Identification	Bed belt	Eyelet straps	
b	short	1000 - 1200 mm	39.4 - 47.2 inches
without	medium	1200 - 1450 mm	47.2 - 57.1 inches
e	long	1450 - 1700 mm	57.1 - 66.9 inches

* Width: approx. measurements of the attached product
(about 8% shrinkage possible)



Standard with Thigh Straps (Item 2231)



Standard with Thigh Straps (Item 2231)
and Shoulder Restraint (Item 2203)

(Example of use with Magnetic Locking System black)



Item 2203 / 2303 / 2403



XS / S



M / L

SEGUFIX®-Shoulder Restraint

Intended use:

- Prevents the patient from sliding up out of the SEGUFIX®-Standard
- Physically restraining patients

Requirements:

- SEGUFIX®-Standard with Crotch Strap or Standard with Thigh Straps

Consisting of:


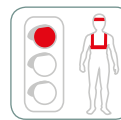
- 1 SEGUFIX®-Shoulder Strap
 - 2 SEGUFIX®-Locks
- SEGUFIX®-Keys not included

Sizes: XS / S / M / L

Versions: Basic version / r

Component part:

Item 2103
(lock and key not included)



Size	Belt a	Belt b
XS	600 mm 23.6 inches	770 mm 30.3 inches
S	860 mm 33.9 inches	1190 mm 46.9 inches
M	1010 mm 39.8 inches	1450 mm 57.1 inches
L	1170 mm 46.1 inches	1650 mm 65.0 inches

SEGUFIX®-Shoulder Restraint – Select one of three locking systems:

Item 2203

Shoulder Restraint
Magnetic
Locking System black



Item 2303

Shoulder Restraint
Patent Twist
Locking System green



Item 2403

Shoulder Restraint
Push
Locking System metal



* approximate measurements - about 8% shrinkage possible (products are not pre-washed)

See versions on page 21



Item 2212 / 2312 / 2412

Compatible with SEGUFIX® -

- Shoulder Restraint (not compatible with size XS)
- Quick Restraint Shoulder
- Stretcher Restraint Shoulder
- Compact

SEGUFIX®-Shoulder Additional Belt

Intended use:

- Prevents the patient from sitting up in bed
- Physically restraining patients (requires continuous monitoring)

Requirements:

- SEGUFIX®-Standard with Crotch Strap or Standard with Thigh Straps
- SEGUFIX®-Shoulder Restraint

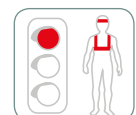
Total length: approx. 1140 mm* / 44.9 inches*

Consisting of:

- 2 SEGUFIX®-Shoulder Additional Straps
 - 2 SEGUFIX®-Locks
- SEGUFIX®-Keys not included

Versions: Basic version / r

Component part: Item 2112
(lock and key not included)



SEGUFIX®-Shoulder Additional Belt – Select one of three locking systems:

Item 2212

Shoulder Additional Belt
Magnetic Locking System black



Item 2312

Shoulder Additional Belt
Patent Twist Locking System green



Item 2412

Shoulder Additional Belt
Push Locking System metal





Item 2204 / 2304 / 2404

Wrist girth*		
S	120 - 190 mm	4.7 - 7.5 inches
M	160 - 240 mm	6.3 - 9.5 inches
L	220 - 290 mm	8.7 -11.4 inches

SEGUFIX®-Hand Restraint

Intended use:

- Adjustable restraint of one or both hands in bed
- Physically restraining patients

Requirements:

- SEGUFIX®-Standard with Crotch Strap or Standard with Thigh Straps

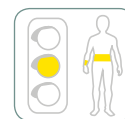
Consisting of:

- 2 SEGUFIX®-Hand Straps
- 2 SEGUFIX®-Locks
- SEGUFIX®-Keys not included

Sizes: S / M / L

Versions: Basic version / r

Component part: Item 2104 (1 Hand Strap)
(lock and key not included)



SEGUFIX®-Hand Restraint – Select one of three locking systems:

Item 2204

Hand Restraint
Magnetic
Locking System black



Item 2304

Hand Restraint
Patent Twist
Locking System green



Item 2404

Hand Restraint
Push
Locking System metal



Versions	
Basic version	(no letter code)
r = reinforced	eyelet straps reinforced for higher demands

* approximate measurements - about 8% shrinkage possible
(products are not pre-washed)



Item 2224 / 2324 / 2424

Wrist girth*		
S	120 - 190 mm	4.7 - 7.5 inches
M	160 - 240 mm	6.3 - 9.5 inches
L	220 - 290 mm	8.7 -11.4 inches

SEGUFIX®-Hand Restraint lengthened

Intended use:

- Adjustable restraint of one or both hands in bed
- Physically restraining patients

For use without SEGUFIX®-Standard with Crotch Strap or Standard with Thigh Straps

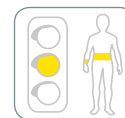
Consisting of:

- 2 SEGUFIX®-Hand Straps lengthened
- 4 SEGUFIX®-Locks
- 1 SEGUFIX®-Key

Sizes: S / M / L

Versions: Basic version / r

Component part: Item 2124 (1 Hand Strap)
(lock and key not included)



SEGUFIX®-Hand Restraint lengthened – Select one of three locking systems:

Item 2224

Hand Restraint
lengthened
Magnetic Locking System black



Item 2324

Hand Restraint
lengthened
Patent Twist Locking System green



Item 2424

Hand Restraint
lengthened
Push Locking System metal





SEGUFIX®-Foot Restraint

Intended use:

- Gradually adjustable restraint from loose to tight of one or both feet in bed
- Physically restraining patients

Consisting of:

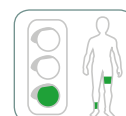
- 2 SEGUFIX®-Foot Straps
- 1 SEGUFIX®-Connecting Belt
- 4 SEGUFIX®-Locks
- SEGUFIX®-Keys not included

Sizes: S / M / L

Versions: Basic version / b / e / r

Component parts: (lock and key not included)

- Item 2105: 1 Foot Strap
- Item 2005: Connecting Belt



Item 2205 / 2305 / 2405

Ankle girth*		
S	170 - 250 mm	6.7 - 9.8 inches
M	220 - 300 mm	8.7 - 11.8 inches
L	270 - 330 mm	10.6 - 13.0 inches

SEGUFIX®-Foot Restraint – Select one of three locking systems:

Item 2205

Foot Restraint
Magnetic
Locking System black



Item 2305

Foot Restraint
Patent Twist
Locking System green



Item 2405

Foot Restraint
Push
Locking System metal



* approximate measurements - about 8% shrinkage possible (products are not pre-washed)

Span width* of bed belts (for attachment to the bed)			
Identification	Bed belt	Eyelet straps	
b	short	1000 - 1200 mm	39.4 - 47.2 inches
without	medium	1200 - 1450 mm	47.2 - 57.1 inches
e	long	1450 - 1700 mm	57.1 - 66.9 inches

Versions	
Basic version	(no letter code)
r = reinforced	eyelet straps reinforced for higher demands

Note:

To further restrict movement, the SEGUFIX®-Brace Strap for legs may be used (see page 27).



SEGUFIX®-Thigh Restraint

Intended use:

- Limits movement of the legs in bed
- Optional addition to a 5-point-restraint
- Physically restraining patients

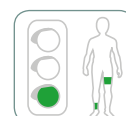
Consisting of:

- 1 SEGUFIX®-Thigh Belt (for both thighs)
- 4 SEGUFIX®-Locks
- SEGUFIX®-Keys not included

Sizes: S / M / L

Versions: Basic version / b / e / r

Component part: Item 2111 (lock and key not included)



Item 2211 / 2311 / 2411

Thigh girth*		
S	200 - 360 mm	7.9 - 14.2 inches
M	340 - 580 mm	13.4 - 22.8 inches
L	580 - 750 mm	22.8 - 29.5 inches

SEGUFIX®-Thigh Restraint – Select one of three locking systems:

Item 2211

Thigh Restraint
Magnetic
Locking System black



Item 2311

Thigh Restraint
Patent Twist
Locking System green



Item 2411

Thigh Restraint
Push
Locking System metal



Products with Velcro® Fastener

For SEGUFIX®-Standard with Crotch Strap Velcro® or Standard with Thigh Straps Velcro® refer to pages 16 and 18



Item 2724

Wrist girth*		
M	160 - 240 mm	6.3 - 9.5 inches

SEGUFIX®-Hand Restraint lengthened Velcro®

Intended use:

- Positioning of one or both hands in bed
- Also compatible with ambulance stretchers
- Not a restraint (note: some jurisdictions consider Velcro® products as a restraint, should the patient not be able to remove them without help)

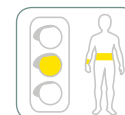
For use without SEGUFIX®-Standard with Crotch Strap/Standard with Thigh Straps

Consisting of:

2 SEGUFIX®-Hand Straps lengthened
with Velcro® Fastener / Buckle Lock

Size: M

Component part: Item 2824 (1 Hand Strap)



Item 2705

Ankle girth*		
S	170 - 250 mm	6.7 - 9.8 inches
M	220 - 300 mm	8.7 - 11.8 inches

SEGUFIX®-Foot Restraint Velcro®

Intended use:

- Gradual positioning from loose to tight of one or both feet in bed
- Not a restraint (note: some jurisdictions consider Velcro® products as a restraint, should the patient not be able to remove them without help)

Consisting of:

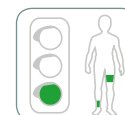
2 SEGUFIX®-Foot Straps with Velcro® Fastener / Buckle Lock
1 SEGUFIX®-Connecting Belt with Buckle Lock

Sizes: S / M

Versions: Basic version / b / e

Component parts:

Item 2805: 1 Foot Strap
Item 2905: Connecting Belt



* approximate measurements - about 8% shrinkage possible (products are not pre-washed)

Span width* of bed belts (for attachment to the bed)			
Identification	Bed belt	Velcro® belts	
b	short	920 - 1330 mm	36.2 - 52.4 inches
without	medium	950 - 1540 mm	37.4 - 60.6 inches
e	long	950 - 1800 mm	37.4 - 70.9 inches

* Width: approx. measurements of the attached product (about 8% shrinkage possible)



Item 2711

Thigh girth*		
S	200 - 360 mm	7.9 - 14.2 inches
M	340 - 580 mm	13.4 - 22.8 inches
L	580 - 750 mm	22.8 - 29.5 inches

SEGUFIX®-Thigh Restraint Velcro®

Intended use:

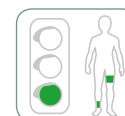
- Limits movement of legs in bed
- Optional addition to a 5-point-restraint
- Not a restraint (note: some jurisdictions consider Velcro® products as a restraint, should the patient not be able to remove them without help)

Consisting of:

1 SEGUFIX®-Thigh Belt
with Velcro® Fastener / Buckle Lock
(for both thighs)

Sizes: S / M / L

Versions: Basic version / b / e



See price list on pages 9 and 10 for all sizes, prices and versions



SEGUFIX®-Head Positioning Belt

Intended use:

- To position the head in bed
- Requires continuous monitoring
- Not a restraint (Note: some jurisdictions consider Velcro® products as a restraint, should the patient not be able to remove them without help)

Requirement:

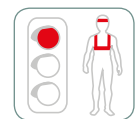
- Waist restraint, 3-point- or 5-point restraint

Consisting of:

- 1 SEGUFIX®-Bed Belt with Forehead Strap
- 1 SEGUFIX®-Chin Strap
- 1 SEGUFIX®-Positioning Strap
- 2 SEGUFIX®-Locks
- SEGUFIX®-Keys not included

Versions: Basic version / b / e

Component part: Item 2117
(lock and key not included)



Item 2217 / 2317 / 2417

Head Positioning Belt*		
Forehead Strap	Girth	480 - 800 mm 18.9 - 31.5 inches
Chin Strap	Girth	700 - 800 mm 27.6 - 31.5 inches
Positioning Strap	Length	1200 mm 47.2 inches

SEGUFIX®-Head Positioning Belt – Select one of three locking systems:

Item 2217

Head Positioning
Belt

Magnetic Locking System black



Item 2317

Head Positioning
Belt

Patent Twist Locking System green



Item 2417

Head Positioning
Belt

Push Locking System metal



* approximate measurements - about 8% shrinkage possible (products are not pre-washed)

SEGUFIX®-Head Positioning Belt

- The SEGUFIX®-Head Positioning Belt is not a restraint, but a positioning aid.
- The SEGUFIX®-Head Positioning Belt was designed to hold the patient's head in the desired position.
- Only for use in connection with other restraints (waist restraint, 3-point- or 5-point restraint), to minimize the risk of neck or spinal injury.
- The use of the SEGUFIX®-Head Positioning Belt requires continuous monitoring, especially because involuntary or voluntary movements may cause neck or spinal injuries.



Span width* of bed belts (for attachment to the bed)

Identification	Bed belt	Eyelet straps	
b	short	1000 - 1200 mm	39.4 - 47.2 inches
without	medium	1200 - 1450 mm	47.2 - 57.1 inches
e	long	1450 - 1700 mm	57.1 - 66.9 inches

* Width: approx. measurements of the attached product
(about 8% shrinkage possible)

Note: Products with Velcro® Fastener are not a restraint
(Note: some jurisdictions consider Velcro® products as a restraint, should the patient not be able to remove them without help)



Item 2250/r / 2350/r / 2450/r

SEGUFIX®-Compact

Intended use:

- Patient restraint in bed
- Prevents the patient from escaping upward or downward while arms and legs remain unrestricted
- Physically restraining patients

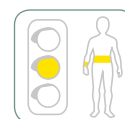
Consisting of:

- 1 SEGUFIX®-Compact
- 7 SEGUFIX®-Locks
- 2 SEGUFIX®-Keys

Sizes: S / M / L

Versions: r / rb / re

Component part: Item 2150/r
(lock and key not included)



SEGUFIX®-Compact – Select one of three locking systems:

Item 2250/r

Compact
Magnetic
Locking System black



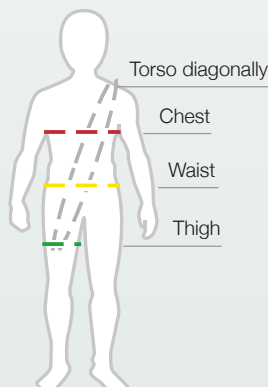
Item 2350/r

Compact
Patent Twist
Locking System green



Item 2450/r

Compact
Push
Locking System metal



Size guide*				
Size	Torso diagonally	Chest	Waist	Thigh
S	1340 - 1540 mm 52.8 - 60.6 inches	480 - 880 mm 18.9 - 34.6 inches	520 - 820 mm 20.5 - 32.3 inches	380 - 520 mm 15.0 - 20.5 inch
M	1640 - 1740 mm 64.6 - 68.5 inches	750 - 1150 mm 29.5 - 45.3 inches	800 - 1200 mm 31.5 - 47.2 inches	500 - 720 mm 19.7 - 28.4 inches
L	1940 - 2040 mm 76.4 - 80.3 inches	1030 - 1430 mm 40.6 - 56.3 inches	1160 - 1560 cm 45.7 - 61.4 inches	580 - 880 mm 22.8 - 34.7 inch

* approximate measurements - about 8% shrinkage possible (products are not pre-washed)

Span width* of bed belts (for attachment to the bed)

Identification	Bed belt	Eyelet straps	
b	short	1000 - 1200 mm	39.4 - 47.2 inches
without	medium	1200 - 1450 mm	47.2 - 57.1 inches
e	long	1450 - 1700 mm	57.1 - 66.9 inches

* Width: approx. measurements of the attached product
(about 8% shrinkage possible)

Version

r = reinforced eyelet straps reinforced for higher demands



(Example of use with Magnetic Locking System black)

SEGUFIX®-Compact

- Full mobility of arms and legs
- Thigh straps prevent bruising in the crotch area
- Comfortable padding
- Quickly releases in case of emergency - only 5 locks
- Compatible with other SEGUFIX®-products



Item 3240 - 3444

SEGUFIX®-Extension Belt

Intended use:

- Extension belts for attachment on wider beds or backrests
(Do not use SEGUFIX®-Extension Belts to alter the size of products)


Consisting of:

- 1 SEGUFIX®-Extension Belt
- 1 SEGUFIX®-Lock
- 1 SEGUFIX®-Key

Versions: Basic version / r

Component parts:

Item 3140 / 3141 / 3142 / 3143 / 3144
(lock and key not included)



Item 3144



SEGUFIX®-Extension Belt – Select one of three locking systems:

**Item 3240 / 3241 / 3242
3243 / 3244**

Extension Belt
Magnetic Locking System black



**Item 3340 / 3341 / 3342
3343 / 3344**

Extension Belt
Patent Twist Locking System green



**Item 3440 / 3441 / 3442
3443 / 3444**

Extension Belt
Push Locking System metal



Versions	
Basic version	(no letter code)
r = reinforced	eyelet straps reinforced for higher demands

Extension Belt	3240 3340 3440 3140	3241 3341 3441 3141	3242 3342 3442 3142	3243 3343 3443 3143	3244 3344 3444 3144
Total length*	650 mm 25.6 inches	650 mm 25.6 inches	650 mm 25.6 inches	650 mm 25.6 inches	1200 mm 47.2 inches
Metal loops	2	2	1	1	0
12 eyelets	X	X	X	X	–
24 eyelets	–	–	–	–	X
Pin pocket	X	–	X	–	–

* approximate measurements - about 8% shrinkage possible
(products are not pre-washed)



Item 3745

SEGUFIX®-Extension Belt with Snap Lock

Intended use:

- Extends attaching straps of SEGUFIX-Chair Belts with Snap Lock to fit wider backrests

Compatible with:

- SEGUFIX®-Chair Belt Velcro®
- SEGUFIX®-Chair Belt
- SEGUFIX®-Chair Belt with Crotch Strap
- SEGUFIX®-Chair Belt with Thigh Straps

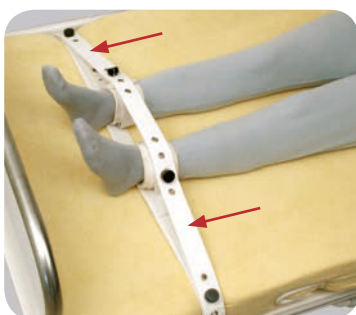
Only compatible with Snap Lock products

Total length: approx. 800 mm* / 31.5 inches*

Consisting of:

- 1 SEGUFIX®-Extension Belt with Snap Lock





Item 3110/r

SEGUFIX®-Brace Strap for legs

Intended use:

- Further restricts movement of legs
- Physically restraining patients

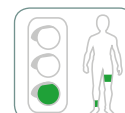
Compatible with:

- SEGUFIX®-Foot Restraint
- SEGUFIX®-Thigh Restraint
- SEGUFIX®-Quick Restraint Foot

Total length: 1240 mm* / 48.8 inches*

Consisting of:

- 1 SEGUFIX®-Brace Strap
- SEGUFIX®-Lock not included
- SEGUFIX®-Key not included



* approximate measurements - about 8% shrinkage possible (products are not pre-washed)

Version	
r = reinforced	eyelet straps reinforced for higher demands

SEGUFIX®-Brace Strap for legs

To further restrict movement, the SEGUFIX®-Brace Strap for legs (Item 3110/r) may be used in combination with:

- SEGUFIX®-Foot Restraint (see page 22)
- SEGUFIX®-Thigh Restraint (see page 22)
- SEGUFIX®-Quick Restraint Foot (see page 29)



Item 8022

SEGUFIX®-Laundry Net

Intended use:

- Protects SEGUFIX® products during wash cycle

Size: approx. 600 x 400 mm* / 23.6 x 15.8 inches*

Consisting of:

- 1 SEGUFIX®-Laundry Net with integrated drawstring



* approximate measurements - not pre-washed



Item 4213/r / 4313/r / 4413/r

Chest girth*		
S	430 - 740 mm	16.9 - 29.1 inches
M	740 - 1140 mm	29.1 - 44.9 inches
L	920 - 1320 mm	36.2 - 52.0 inches
XL	1360 - 1780 mm	53.5 - 70.0 inches

SEGUFIX®-Quick Restraint Shoulder

Intended use:

- Patient restraint in bed, short term
- Physically restraining patients

Requirements:

- SEGUFIX®-Quick Restraint Hand
- SEGUFIX®-Quick Restraint Foot

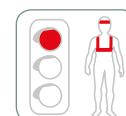
Consisting of:

- 1 SEGUFIX®-Quick Strap Shoulder
- 5 SEGUFIX®-Locks
- SEGUFIX®-Keys not included

Sizes: S / M / L / XL

Versions: r / rb / re

Component part: Item 4113/r
(lock and key not included)



SEGUFIX®-Quick Restraint Shoulder – Select one of three locking systems:

Item 4213/r

Quick Restraint
Shoulder

Magnetic Locking System black



Item 4313/r

Quick Restraint
Shoulder

Patent Twist Locking System green



Item 4413/r

Quick Restraint
Shoulder

Push Locking System metal



* approximate measurements - about 8% shrinkage possible
(products are not pre-washed)

Version	
r = reinforced	eyelet straps reinforced for higher demands

Span width* of bed belts (for attachment to the bed)

Identification	Bed belt	Eyelet straps	
b	short	1000 - 1200 mm	39.4 - 47.2 inches
without	medium	1200 - 1450 mm	47.2 - 57.1 inches
e	long	1450 - 1700 mm	57.1 - 66.9 inches

* Width: approx. measurements of the attached product
(about 8% shrinkage possible)



Item 4214/r / 4314/r / 4414/r

Wrist girth*		
S	120 - 190 mm	4.7 - 7.5 inches
M	160 - 240 mm	6.3 - 9.5 inches
L	220 - 290 mm	8.7 - 11.4 inches

SEGUFIX®-Quick Restraint Hand

Intended use:

- Patient restraint of one or both hands in bed, short term
- Physically restraining patients

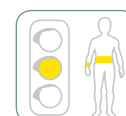
Consisting of:

- 1 SEGUFIX®-Quick Strap Hand (for both hands)
- 4 SEGUFIX®-Locks
- 1 SEGUFIX®-Key

Sizes: S / M / L

Versions: r / rb / re

Component part: Item 4114/r
(lock and key not included)



SEGUFIX®-Quick Restraint Hand – Select one of three locking systems:

Item 4214/r

Quick Restraint
Hand

Magnetic Locking System black



Item 4314/r

Quick Restraint
Hand

Patent Twist Locking System green



Item 4414/r

Quick Restraint
Hand

Push Locking System metal





SEGUFIX®-Quick Restraint Foot

Intended use:

- Patient restraint of one or both feet in bed, short term
- Physically restraining patients

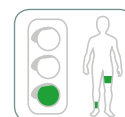
Consisting of:

- 1 SEGUFIX®-Quick Strap Foot (for both feet)
- 4 SEGUFIX®-Locks
- 1 SEGUFIX®-Key

Sizes: S / M / L

Versions: r / rb / re

Component part: Item 4115/r (lock and key not included)



Item 4215/r / 4315/r / 4415/r

	Ankle girth*	
S	170 - 250 mm	6.7 - 9.8 inches
M	220 - 300 mm	8.7 - 11.8 inches
L	270 - 330 mm	10.6 - 13.0 inches

SEGUFIX®-Quick Restraint Foot – Select one of three locking systems:

Item 4215/r

Quick Restraint Foot
Magnetic Locking System black



Item 4315/r

Quick Restraint Foot
Patent Twist Locking System green



Item 4415/r

Quick Restraint Foot
Push Locking System metal



* approximate measurements - about 8% shrinkage possible (products are not pre-washed)

Version	
r = reinforced	eyelet straps reinforced for higher demands

Span width* of bed belts (for attachment to the bed)

Identification	Bed belt	Eyelet straps	
b	short	1000 - 1200 mm	39.4 - 47.2 inches
without	medium	1200 - 1450 mm	47.2 - 57.1 inches
e	long	1450 - 1700 mm	57.1 - 66.9 inches

* Width: approx. measurements of the attached bed belt (about 8% shrinkage possible)



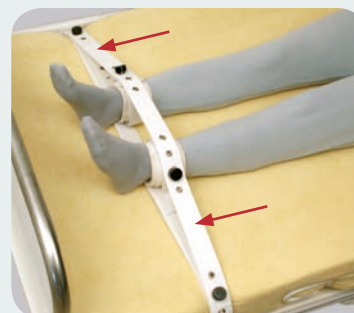
Optional additions for the SEGUFIX®-Quick Restraint System include:



SEGUFIX®-Shoulder Additional Belt (Item 2212)
page 20



SEGUFIX®-Thigh Restraint (Item 2211)
page 22



SEGUFIX®-Brace Strap for legs (Item 3110/r)
page 27

(Example of use with Magnetic Locking System black)



SEGUFIX®-Stretcher Restraint Shoulder

Intended use:

- To secure patients on stretchers
- Also compatible with ambulance services
- Physically restraining patients

Requirements:

- SEGUFIX®-Hand Restraint lengthened
- SEGUFIX®-Stretcher Restraint Foot

Width of stretcher: approx. 400 to 800 mm / 15.8 to 31.5 inches

Item 5243 / 5343 / 5443

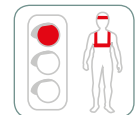
	Chest girth*	
S	430 - 740 mm	16.9 - 29.1 inches
M	740 - 1140 mm	29.1 - 44.9 inches
L	920 - 1320 mm	36.2 - 52.0 inches

Consisting of:

- 1 SEGUFIX®-Stretcher Strap Shoulder
- 3 SEGUFIX®-Locks
- 1 SEGUFIX®-Key

Sizes: S / M / L

Component part: Item 5143 (lock and key not included)



95°

SEGUFIX®-Stretcher Restraint Shoulder – Select one of three locking systems:

Item 5243

Stretcher Restraint
Shoulder
Magnetic Locking System black



Item 5343

Stretcher Restraint
Shoulder
Patent Twist Locking System green



Item 5443

Stretcher Restraint
Shoulder
Push Locking System metal



* approximate measurements - about 8% shrinkage possible (products are not pre-washed)



SEGUFIX®-Hand Restraint lengthened Velcro®

Intended use:

- Positioning of one or both hands on stretchers
- Also compatible for ambulance services
- Not a restraint (note: some jurisdictions consider Velcro® products as a restraint, should the patient not be able to remove them without help)

Consisting of:

- 2 SEGUFIX®-Hand Straps lengthened
with Velcro® Fastener / Buckle Lock

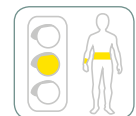
Size: M

Component part: Item 2824 (1 Hand Strap)

Item 2724

	Wrist girth*	
M	160 - 240 mm	6.3 - 9.5 inches

95°



SEGUFIX®-Stretcher Restraint Foot Velcro®

Intended use:

- Positioning of one or both feet on stretchers
- Also compatible for ambulance services
- Not a restraint (note: some jurisdictions consider Velcro® products as a restraint, should the patient not be able to remove them without help)

Width of stretcher: approx. 400 to 800 mm / 15.8 to 31.5 inches

Consisting of:

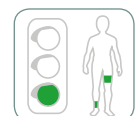
- 1 SEGUFIX®-Stretcher Strap Foot (for both feet)
with Velcro® Fastener / Buckle Lock

Size: M

Item 5745

	Ankle girth*	
M	220 - 300 mm	8.7 - 11.8 inches

95°





Item 2224 / 2324 / 2424

Wrist girth*		
S	120 - 190 mm	4.7 - 7.5 inches
M	160 - 240 mm	6.3 - 9.5 inches
L	220 - 290 mm	8.7 - 11.4 inches

SEGUFIX®-Hand Restraint lengthened

Intended use:

- Adjustable restraint of one or both hands on stretchers
- Physically restraining patients

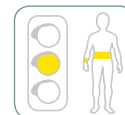
Consisting of:

- 2 SEGUFIX®-Hand Straps lengthened
- 4 SEGUFIX®-Locks
- 1 SEGUFIX®-Key

Sizes: S / M / L

Versions: Basic version / r

Component part: Item 2124 (1 Hand Strap)
(lock and key not included)



SEGUFIX®-Hand Restraint lengthened – Select one of three locking systems:

Item 2224

Hand Restraint
lengthened
Magnetic Locking System black



Item 2324

Hand Restraint
lengthened
Patent Twist Locking System green



Item 2424

Hand Restraint
lengthened
Push Locking System metal



* approximate measurements - about 8% shrinkage possible
(products are not pre-washed)

Versions	
Basic version	(no letter code)
r = reinforced	eyelet straps reinforced for higher demands



Item 5245 / 5345 / 5445

Ankle girth*		
M	220 - 300 mm	8.7 - 11.8 inches

SEGUFIX®-Stretcher Restraint Foot

Intended use:

- Restraint of one or both feet on stretchers
- Also compatible with ambulance services
- Physically restraining patients

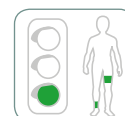
Width of stretcher: approx. 400 to 800 mm / 15.8 to 31.5 inches

Consisting of:

- 1 SEGUFIX®-Stretcher Strap Foot (for both feet)
- 2 SEGUFIX®-Locks
- SEGUFIX®-Key not included

Size: M

Component part: Item 5145 (lock and key not included)



SEGUFIX®-Stretcher Restraint Foot – Select one of three locking systems:

Item 5245

Stretcher Restraint
Foot
Magnetic Locking System black



Item 5345

Stretcher Restraint
Foot
Patent Twist Locking System green



Item 5445

Stretcher Restraint
Foot
Push Locking System metal



The SEGUFIX®-Stretcher Restraint Complete consists of:

- SEGUFIX®-Stretcher Restraint Shoulder (Item 5243)
(Example of use with Magnetic Locking System black)
- SEGUFIX®-Stretcher Restraint Foot Velcro® (Item 5745)
- SEGUFIX®-Hand Restraint lengthened Velcro® (Item 2724)



Item 5204/r / 5304/r / 5404/r

Photo: Tightly attached
Hand Straps to the Restraint Belt
(shown in front of the stomach)

SEGUFIX®-Hand Waist Restraint

Intended use:

- To restrain hands of patients during transfer (use of the Hand Waist Restraint requires continuous monitoring)
- Prevents patients from injuring themselves or others, e. g. accompanying personnel during transfer
- Physically restraining patients

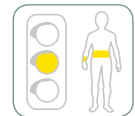
Consisting of:

- 1 SEGUFIX®-Restraint Belt
- 2 SEGUFIX®-Hand Straps
- 3 SEGUFIX®-Locks
- 2 SEGUFIX®-Keys

Sizes: S / M / L / XL

Component parts: (lock and key not included)

- Item 5101/r: Restraint Belt
Item 5104/r: 1 Hand Strap



SEGUFIX®-Hand Waist Restraint – Select one of three locking systems:

Item 5204/r

Hand Waist
Restraint
Magnetic Locking System black



Item 5304/r

Hand Waist
Restraint
Patent Twist Locking System green



Item 5404/r

Hand Waist
Restraint
Push Locking System metal



Loosely attached
(shown in front of
the stomach)



Tightly attached
(shown behind the back)
(Example of use with Magnetic Locking System black)



Loosely attached
(shown behind the back)

Size guide*

Size	Waist girth	Wrist girth
S	520 - 820 mm 20.5 - 32.3 inches	120 - 190 mm 4.7 - 7.5 inches
M	800 - 1200 mm 31.5 - 47.2 inches	160 - 240 mm 6.3 - 9.5 inches
L	1160 - 1560 mm 45.7 - 61.4 inches	220 - 290 mm 8.7 - 11.4 inches
XL	1360 - 1800 mm 53.4 - 70.9 inches	260 - 360 mm 10.2 - 14.2 inches

*approximate measurements - about 8% shrinkage possible (products are not pre-washed)

Version

r = reinforced eyelet straps reinforced for higher demands



SEGUFIX®-Hand Waist Restraint
(Item 5204/r)



SEGUFIX®-Hand Waist Restraint
(Item 5204/r),
SEGUFIX®-Backrest Strap
(Item 6730) and
SEGUFIX®-Transport Waist Belt
(Item 6216)

(Example of use with Magnetic Locking System black)

SEGUFIX®-Hand Waist Restraint

Intended use:

Prevents patients from injuring themselves or others, e. g. accompanying personnel.

Attention:

The SEGUFIX®-Transport System does not replace the vehicles own seat belt system. The SEGUFIX®-Transport Belts may only be used as additional support or positioning of the patient.





Item 5218 / 5318 / 5418



SEGUFIX®-Restraining Aid

Intended use:

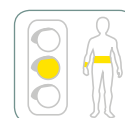
- Provides assistance while restraining patients on stretchers.
After the restraint is applied, the SEGUFIX®-Restraining Aid may be removed.
- Additional stabilization of the patient
- Can also be fastened above the knees
- Also compatible for ambulance services
- Physically restraining patients

Attachment to the stretcher with a Lock

Consisting of:

- 1 SEGUFIX®-Restraining Aid
- 2 SEGUFIX®-Locks
SEGUFIX®-Key not included

Component part: Item 5118
(lock and key not included)



SEGUFIX®-Restraining Aid – Select one of three locking systems:

Item 5218

Restraining Aid
Magnetic
Locking System black



Item 5318

Restraining Aid
Patent Twist
Locking System green



Item 5418

Restraining Aid
Push
Locking System metal



Size guide*		
Length of waist belt	5218 / 5318 / 5418	5718
Total length	2050 mm / 80.7 inches	2450 mm / 96.5 inches
Wide strap	590 mm / 23.2 inches	590 mm / 23.2 inches
Narrow strap (each side)	730 mm / 28.7 inches	930 mm / 36.6 inches
Span width of belts	920 - 1370 mm / 36.2 - 53.9 inches	700 - 1430 mm / 27.6 - 56.3 inches

* approximate measurements - about 8% shrinkage possible
(products are not pre-washed)



Item 5718



SEGUFIX®-Restraining Aid (with Buckle Lock)

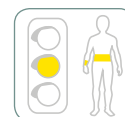
Intended use:

- Provides assistance while restraining patients on stretchers.
After the restraint is applied, the SEGUFIX®-Restraining Aid may be removed.
- Additional stabilization of the patient
- Can also be fastened above the knees
- Also compatible for ambulance services
- Not a restraint (Note: some jurisdictions consider Velcro® products as a restraint, should the patient not be able to remove them without help)

Attachment to the stretcher with a Buckle Lock

Consisting of:

- 1 SEGUFIX®-Restraining Aid
with Buckle Lock





Item 6216 / 6316 / 6416

Waist girth*		
S	380 - 780 mm	15.0 - 30.7 inches
M	700 - 1090 mm	27.6 - 42.9 inches
L	1070 - 1480 mm	42.1 - 58.3 inches

SEGUFIX®-Transport Waist Belt

Intended use:

- To support patients in wheelchairs, automobiles and other compatible seats
- Physically restraining patients

Requirements:

- SEGUFIX®-Backrest Strap (Item 6730), see page 35
- SEGUFIX®-Suspender Belt (Item 6720) if needed, see page 35

Width of waist belt: 130 mm* / 5.1 inches*

Consisting of:

- 1 SEGUFIX®-Transport Waist Belt
- 1 SEGUFIX®-Lock
- 1 SEGUFIX®-Key

Sizes: S / M / L

Component part: Item 6116
(lock and key not included)



SEGUFIX®-Transport Waist Belt – Select one of three locking systems:

Item 6216

Transport Waist Belt

Magnetic Locking System black



Item 6316

Transport Waist Belt

Patent Twist Locking System green



Item 6416

Transport Waist Belt

Push Locking System metal



* approximate measurements - products are not pre-washed



Item 6710

Waist girth*		
S	440 - 650 mm	17.3 - 25.6 inches
M	650 - 920 mm	25.6 - 36.2 inches
L	900 - 1300 mm	35.4 - 51.2 inches

SEGUFIX®-Transport Waist Belt Velcro®

Intended use:

- To support patients in wheelchairs, automobiles and other compatible seats
- Not a restraint (note: some jurisdictions consider Velcro® products as a restraint, should the patient not be able to remove them without help)

Requirements:

- SEGUFIX®-Backrest Strap (Item 6730), see page 35
- SEGUFIX®-Suspender Belt (Item 6720) if needed, see page 35
- The Velcro® Fastener must overlap at least 250 mm / 9.8 inches

Width of waist belt: 130 mm* / 5.1 inches*

Consisting of:

- 1 SEGUFIX®-Transport Waist Belt with Velcro® Fastener

Sizes: S / M / L



Picture left:
SEGUFIX®-Transport Waist Belt (Item 6216) and
SEGUFIX®-Backrest Strap (Item 6730)

Picture right:
SEGUFIX®-Transport Waist Belt Velcro® (Item 6710) and
SEGUFIX®-Backrest Strap (Item 6730)



(Example of use with Magnetic Locking System black)

Attention:

The SEGUFIX®-Transport System does not replace the vehicles own seat belt system.
The SEGUFIX®-Transport System may only be used as additional support or positioning of the patient.





SEGUFIX®-Suspender Belt

Intended use:

- To support patients in wheelchairs, automobiles and other compatible seats
- Holds the patient in an upright position, prevents patient from sliding down
- Not a restraint (note: some jurisdictions consider products with Snap Locks as a restraint, should the patient not be able to remove them without help)

Requirements:

- SEGUFIX®-Backrest Strap, see above
- SEGUFIX®-Transport Waist Belt, see page 34

Consisting of:

- 1 SEGUFIX®-Suspender Belt with Snap Lock

Sizes: S / M



Item 6720

Girth torso*		
S	890 - 1280 mm	35.0 - 50.4 inches
M	1050 - 1950 mm	41.3 - 76.8 inches

* approximate measurements - products are not pre-washed



SEGUFIX®-Backrest Strap

Intended use:

- To attach the SEGUFIX®-Transport Waist Belt and the SEGUFIX®-Suspender Belt to the backrest

Requirements:

- May not be used on folding wheelchairs with a soft backrest
- A gap between backrest and seat
- Attaches to the backrest with Velcro® Fastener
- The Velcro® Fastener must overlap at least 250 mm / 9.8 inches

Width of waist belt: 180 mm* / 7.1 inches*

Consisting of:

- 1 SEGUFIX®-Backrest Strap with Velcro® Fastener

Sizes: S / M / L / XL



Item 6730

Circumference of backrest vertical*		
S	780 - 1030 mm	30.7 - 40.6 inches
M	980 - 1230 mm	38.6 - 48.4 inches
L	1180 - 1430 mm	46.5 - 56.3 inches
XL	1420 - 1680 mm	55.9 - 66.1 inches



Example of use with Magnetic Locking System black:

SEGUFIX®-Suspender Belt (Item 6720),
SEGUFIX®-Transport Waist Belt (Item 6216) and
SEGUFIX®-Backrest Strap (Item 6730)



Item 6240 / 6340 / 6440

SEGUFIX®-Support Belt

Intended use:

- Supports the sitting patient in compatible chairs
- Supports the upper body while preventing the patient from sliding off of the seat
- Physically restraining patients

Requirements:

- A gap between backrest and seat
- Attaches behind the backrest with a Lock

Consisting of:

- 1 SEGUFIX®-Support Belt
- 1 SEGUFIX®-Lock
- 1 SEGUFIX®-Key

Component part:

- Item 6140: Support Belt (lock and key not included)



Sizes: S / M / L

SEGUFIX®-Support Belt – Select one of three locking systems:

Item 6240

Support Belt
Magnetic
Locking System black



Item 6340

Support Belt
Patent Twist
Locking System green



Item 6440

Support Belt
Push
Locking System metal

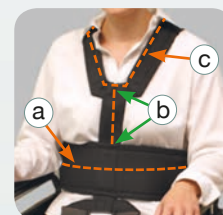


Size guide*			
Size	Girth Waist belt a	Connection b	Shoulder collar c
S	900 - 1300 mm 35.4 - 51.2 inches	100 mm 3.9 inches	800 mm 31.5 inches
M	900 - 1300 mm 35.4 - 51.2 inches	150 mm 5.9 inches	800 mm 31.5 inches
L	1220 - 1620 mm 48.0 - 63.8 inches	150 mm 5.9 inches	950 mm 37.4 inches

* approximate measurements - products are not pre-washed

- a** Girth of patient and backrest at waist height
- b** Connecting strap between waist belt and shoulder collar
- c** Inner circumference of the shoulder collar

Measurements are taken while the patient is sitting.



Item 6244 / 6344 / 6444



Item 6040

SEGUFIX®-Support Belt (with Crotch Pad)

Intended use:

- Supports the sitting patient in compatible chairs
- Supports the upper body while preventing the patient from sliding off of the seat
- Physically restraining patients

Requirements:

- A gap between backrest and seat
- Attaches behind the backrest with a Lock

Consisting of:

- 1 SEGUFIX®-Support Belt
- 1 SEGUFIX®-Crotch Pad
- 1 SEGUFIX®-Lock
- 1 SEGUFIX®-Key

Component parts:

- Item 6140: Support Belt
- Item 6040: Crotch Pad (lock and key not included)



Sizes: S / M / L

SEGUFIX®-Support Belt – Select one of three locking systems:

Item 6244

Support Belt
Magnetic
Locking System black



Item 6344

Support Belt
Patent Twist
Locking System green



Item 6444

Support Belt
Push
Locking System metal





Item 6256 / 6356 / 6456

SEGUFIX®-Multi Belt

Intended use:

- Support belt with Velcro® Fastener and eyelets for a Lock for patients in chairs, armchairs and other compatible seats
- Also compatible for ambulance stretchers, or for support on shower chairs (without lock)
- Physically restraining patients

Consisting of:

- 1 SEGUFIX®-Multi Belt
- 1 SEGUFIX®-Lock
- 1 SEGUFIX®-Key

Sizes: XS / S / M / L

Component part: Item 6156
(lock and key not included)



SEGUFIX®-Multi Belt – Select one of three locking systems:

Item 6256

Multi Belt
Magnetic
Locking System black



Item 6356

Multi Belt
Patent Twist
Locking System green



Item 6456

Multi Belt
Push
Locking System metal



SEGUFIX®-
Protective Cover
Item 8013
see page 39



Size guide*				
Size	Total length	Width of waist belt	Circumference** with Velcro® Fastener	Circumference** with Locking System
XS	1600 mm 63.0 inches	140 mm 5.5 inches	1000 - 1350 mm 39.4 - 53.2 inches	1100 - 1500 mm 43.3 - 59.1 inches
S	1800 mm 70.9 inches	140 mm 5.5 inches	1200 - 1550 mm 49.2 - 61.0 inches	1300 - 1700 mm 51.2 - 67.0 inches
M	2000 mm 78.7 inches	140 mm 5.5 inches	1350 - 1750 mm 53.2 - 68.9 inches	1500 - 1900 mm 59.1 - 74.8 inches
L	2400 mm 94.5 inches	140 mm 5.5 inches	1750 - 2150 mm 68.9 - 84.7 inches	1900 - 2300 mm 74.8 - 90.6 inches

* approximate measurements - products are not pre-washed
** total girth: patient and backrest/stretcher



Item 6750

SEGUFIX®-Multi Belt Velcro®

Intended use:

- Support belt with Velcro® Fastener for patients in chairs, armchairs and other compatible seats
- Also compatible with ambulance stretchers, or for support on shower chairs
- Not a restraint (note: some jurisdictions consider Velcro® products as a restraint, should the patient not be able to remove them without help)

Requirement:

- The Velcro® Fastener must overlap at least 250 mm / 9.8 inches

Consisting of:

- 1 SEGUFIX®-Multi Belt
with Velcro® Fastener

Sizes: XS / S / M / L





Item 6266 / 6366 / 6466

SEGUFIX®-Pelvic Belt

Intended use:

- Support belt with eyelets for compatible seats chairs
- Physically restraining patients

Width of waist belt: 130 mm* / 5.1 inches*

Length from Lock to Lock (adjustable):

1170 - 1360 mm* / 46.1 - 53.5 inches*

Consisting of:

- 1 SEGUFIX®-Pelvic Belt
- 2 SEGUFIX®-Locks
- 1 SEGUFIX®-Key

Component part: Item 6166
(lock and key not included)



SEGUFIX®-Pelvic Belt – Select one of three locking systems:

Item 6266

Pelvic Belt
Magnetic
Locking System black



Item 6366

Pelvic Belt
Patent Twist
Locking System green



Item 6466

Pelvic Belt
Push
Locking System metal



* approximate measurements - products are not pre-washed



Item 6760

SEGUFIX®-Pelvic Belt with Snap Lock

Intended use:

- Support belt with Snap Lock for compatible chairs
- Not a restraint (note: some jurisdictions consider products with Snap Locks as a restraint, should the patient not be able to remove them without help)

Requirement:

- Capacity of the Snap Lock up to 70 kg

Width of waist belt: 130 mm* / 5.1 inches*

Length from Lock to Lock (adjustable):

740 - 1500 mm* / 29.1 - 59.1 inches*

Consisting of:

- 1 SEGUFIX®-Pelvic Belt
with Snap Lock



Example of use:
SEGUFIX®-Pelvic Belt
(Item 6760)
and
Anti-Slide-Mat
(Item 8017)

Anti-Slide-Mat

- Prevents the patient from sliding off of the seat
- Great for use on chairs, care chairs, wheelchairs, in bed, office chairs etc.
- Allows for easy sliding in one direction, sliding in the other direction is prevented
- Washable in hot wash cycles up to 80°C

For more information see page 46





Item 6276 / 6376 / 6476

SEGUFIX®-Pelvic Belt with Crotch Strap

Intended use:

- Support belt with eyelets for compatible chairs
- Prevents patients from sliding off of the chair
- Physically restraining patients

Requirement:

- Gap between backrest and seat

Width of waist belt: 130 mm* / 5.1 inches*

Total girth: 1400 - 1800 mm* / 55.1 - 70.9 inches*

Consisting of:

- 1 SEGUFIX®-Pelvic Belt with Crotch Strap
- 1 SEGUFIX®-Lock
- 1 SEGUFIX®-Key

Component part: Item 6176
(lock and key not included)



SEGUFIX®-Pelvic Belt with Crotch Strap – Select one of three locking systems:

Item 6276

Pelvic Belt with
Crotch Strap
Magnetic Locking System black



Item 6376

Pelvic Belt with
Crotch Strap
Patent Twist Locking System green



Item 6476

Pelvic Belt with
Crotch Strap
Push Locking System metal



* approximate measurements - products are not pre-washed



Item 8013



SEGUFIX®-Protective Cover

Intended use:

- The SEGUFIX®-Protective Cover protects these SEGUFIX®-Transport-Belts from staining:
 - SEGUFIX®-Multi Belt, see page 37
 - SEGUFIX®-Pelvic Belt, see page 38

Requirements with Protective Cover:

- The SEGUFIX®-Multi Belt cannot be used with a lock
- The SEGUFIX®-Pelvic Belt can be used with a lock

Features:

- washable in hot wash cycles up to 95°C, autoclavable and bacteria resistant

Material:

- 100% Polyester
- Coated with 100% Polyurethane

Consisting of:

- 1 SEGUFIX®-Protective Cover





Item 7240 / 7340 / 7440



SEGUFIX®-Chair Belt

Intended use:

- To support and position patients in wheelchairs and other compatible chairs
- Physically restraining patients

Attaches behind the backrest with a Snap Lock (capacity up to 70 kg)

Circumference of backrest: 700 - 1500 mm* / 27.6 - 59.1 inches*

Width of waist belt: 140 mm* / 5.5 inches*

Consisting of:

- 1 SEGUFIX®-Chair Belt
- 1 SEGUFIX®-Lock
- 1 SEGUFIX®-Key

Sizes: S / M / L

Versions: Basic version / f

Component part: Item 7140 (lock and key not included)



SEGUFIX®-Chair Belt – Select one of three locking systems:

Item 7240

Chair Belt
Magnetic
Locking System black



Item 7340

Chair Belt
Patent Twist
Locking System green



Item 7440

Chair Belt
Push
Locking System metal



Versions	
Basic version	(no letter code)
f = fleece	skin-friendly padding, 100% pure cotton

Waist girth*		
S	520 - 820 mm	20.5 - 32.3 inches
M	800 - 1200 mm	31.5 - 47.2 inches
L	1160 - 1560 mm	45.7 - 61.4 inches

* approximate measurements -
about 8% shrinkage possible
(products are not pre-washed)



Item 7246 / 7346 / 7446



SEGUFIX®-Chair Belt

Intended use:

- To support and position patients in wheelchairs and other compatible chairs
- Physically restraining patients

Attaches behind the backrest with a Lock

Circumference of backrest: 700 - 1150 mm* / 27.6 - 45.3 inches*

Width of waist belt: 140 mm* / 5.5 inches*

Consisting of:

- 1 SEGUFIX®-Chair Belt
- 2 SEGUFIX®-Locks
- 1 SEGUFIX®-Key

Sizes: S / M / L

Versions: Basic version / f

Component part: Item 7146 (lock and key not included)



SEGUFIX®-Chair Belt – Select one of three locking systems:

Item 7246

Chair Belt
Magnetic
Locking System black



Item 7346

Chair Belt
Patent Twist
Locking System green



Item 7446

Chair Belt
Push
Locking System metal





SEGUFIX®-Chair Belt Velcro®

Intended use:

- To support and position patients in wheelchairs and other compatible chairs
- Not a restraint (note: some jurisdictions consider Velcro® products as a restraint, should the patient not be able to remove them without help)

Attaches behind the backrest with a Snap Lock (capacity up to 70 kg)

Circumference of backrest: 700 - 1500 mm* / 27.6 - 59.1 inches*

Width of waist belt: 140 mm* / 5.5 inches*

The Velcro® Fastener must overlap at least 250 mm / 9.8 inches

Consisting of:

1 SEGUFIX®-Chair Belt
with Velcro® Fastener

Sizes: S / M / L



Item 7740

Waist girth*		
S	520 - 820 mm	20.5 - 32.3 inches
M	800 - 1200 mm	31.5 - 47.2 inches
L	1160 - 1560 mm	45.7 - 61.4 inches

* approximate measurements - about 8% shrinkage possible (products are not pre-washed)



SEGUFIX®-Extension Belt
with eyelets for locking systems
(Item 3144)
see page 26



SEGUFIX®-Extension Belt
for products with a Snap Lock
(Item 3745)
see page 26

The attachment straps of the SEGUFIX®-Chair Belts can be extended with the Extension Belts.



Optional additions to the SEGUFIX-Chair Belt System:



SEGUFIX®-Transport
Hand Strap Velcro®
(Item 7770)



SEGUFIX®-Transport
Foot Restraint Velcro®
(Item 7780)



SEGUFIX®-Transport
Foot Restraint
(Item 7280)

For more information see page 44

(Example of use with Magnetic Locking System black)



Item 7250 / 7350 / 7450



SEGUFIX®-Chair Belt with Crotch Strap

Intended use:

- To support and position patients in wheelchairs and other compatible chairs
- Prevents the patient from sliding off of the seat
- Physically restraining patients

Attaches behind the backrest with a Snap Lock (capacity up to 70 kg)

Circumference of backrest: 700 - 1500 mm* / 27.6 - 59.1 inches*

Width of waist belt: 140 mm* / 5.5 inches*

Consisting of:

1 SEGUFIX®-Chair Belt with Crotch Strap

1 SEGUFIX®-Lock

1 SEGUFIX®-Key

Sizes: S / M / L

Versions: Basic version / f

Component part: Item 7150 (lock and key not included)



SEGUFIX®-Chair Belt with Crotch Strap – Select one of three locking systems:

Item 7250

Chair Belt with
Magnetic
Locking System black



Item 7350

Chair Belt with
Patent Twist
Locking System green



Item 7450

Chair Belt with
Push
Locking System metal



Versions

Basic version	(no letter code)
f = fleece	skin-friendly padding, 100% pure cotton

Waist girth*

S	520 - 820 mm	20.5 - 32.3 inches
M	800 - 1200 mm	31.5 - 47.2 inches
L	1160 - 1560 mm	45.7 - 61.4 inches

* approximate measurements -
about 8% shrinkage possible
(products are not pre-washed)



Item 7256 / 7356 / 7456



SEGUFIX®-Chair Belt with Crotch Strap

Intended use:

- To support and position patients in wheelchairs and other compatible chairs
- Prevents the patient from sliding off of the seat
- Physically restraining patients

Attaches behind the backrest with a Lock

Circumference of backrest: 700 - 1150 mm* / 27.6 - 45.3 inches*

Width of waist belt: 140 mm* / 5.5 inches*

Consisting of:

1 SEGUFIX®-Chair Belt with Crotch Strap

2 SEGUFIX®-Locks

1 SEGUFIX®-Key

Sizes: S / M / L

Versions: Basic version / f

Component part: Item 7156 (lock and key not included)



SEGUFIX®-Chair Belt with Crotch Strap – Select one of three locking systems:

Item 7256

Chair Belt with
Magnetic
Locking System black



Item 7356

Chair Belt with
Patent Twist
Locking System green



Item 7456

Chair Belt with
Push
Locking System metal





Item 7260 / 7360 / 7460



SEGUFIX®-Chair Belt with Thigh Straps

Intended use:

- To support and position patients in wheelchairs and other compatible chairs
- Prevents the patient from sliding off of the seat
- Physically restraining patients

Attaches behind the backrest with a Snap Lock (capacity up to 70 kg)

Circumference of backrest: 700 - 1500 mm* / 27.6 - 59.1 inches*

Width of waist belt: 140 mm* / 5.5 inches*

Consisting of:

1 SEGUFIX®-Chair Belt with Thigh Straps

3 SEGUFIX®-Locks

1 SEGUFIX®-Key

Sizes: S / M / L

Versions: Basic version / f

Component part: Item 7160 (lock and key not included)



SEGUFIX®-Chair Belt with Thigh Straps – Select one of three locking systems:

Item 7260

Chair Belt with
Thigh Straps
Magnetic Locking System black



Item 7360

Chair Belt with
Thigh Straps
Patent Twist Locking System green



Item 7460

Chair Belt with
Thigh Straps
Push Locking System metal



	Waist girth*	
S	520 - 820 mm	20.5 - 32.3 inches
M	800 - 1200 mm	31.5 - 47.2 inches
L	1160 - 1560 mm	45.7 - 61.4 inches

	Thigh girth*	
S	380 - 520 mm	15.0 - 20.5 inches
M	500 - 720 mm	19.7 - 28.4 inches
L	580 - 880 mm	22.8 - 34.7 inches

* approximate measurements -
about 8% shrinkage possible
(products are not pre-washed)

See versions on page 42



Item 7266 / 7366 / 7466



SEGUFIX®-Chair Belt with Thigh Straps

Intended use:

- To support and position patients in wheelchairs and other compatible chairs
- Prevents the patient from sliding off of the seat
- Physically restraining patients

Attaches behind the backrest with a Lock

Circumference of backrest: 700 - 11500 mm* / 27.6 - 45.3 inches*

Width of waist belt: 140 mm* / 5.5 inches*

Consisting of:

1 SEGUFIX®-Chair Belt with Thigh Straps

4 SEGUFIX®-Locks

1 SEGUFIX®-Key

Sizes: S / M / L

Versions: Basic version / f

Component part: Item 7166 (lock and key not included)



SEGUFIX®-Chair Belt with Thigh Straps – Select one of three locking systems:

Item 7266

Chair Belt with
Thigh Straps
Magnetic Locking System black



Item 7366

Chair Belt with
Thigh Straps
Patent Twist Locking System green



Item 7466

Chair Belt with
Thigh Straps
Push Locking System metal





Item 7770

Wrist girth*	
160 - 240 mm	6.3 - 9.5 inches

SEGUFIX®-Transport Hand Strap Velcro®

Intended use:

- To position the hands of patients on armrests of wheelchairs and other compatible chairs
- Not a restraint (note: some jurisdictions consider Velcro® products as a restraint, should the patient not be able to remove them without help)

Consisting of:

- 1 SEGUFIX®-Transport Hand Strap with Velcro® Fastener (1 Hand Strap)



Item 7780

Ankle girth*	
220 - 300 mm	8.7 - 11.8 inches

SEGUFIX®-Transport Foot Restraint Velcro®

Intended use:

- To position the feet of patients in wheelchairs and other compatible chairs
- Not a restraint (note: some jurisdictions consider Velcro® products as a restraint, should the patient not be able to remove them without help)

Attaches to the wheel chair:

- With a Buckle Lock (girth: 800 - 1000 mm* / 31.5 - 39.4 inches*)

Consisting of:

- 1 SEGUFIX®-Transport Foot Restraint with Velcro® Fastener (for both feet)



* approximate measurements - about 8% shrinkage possible (products are not pre-washed)



Item 7280 / 7380 / 7480

Ankle girth*	
220 - 300 mm	8.7 - 11.8 inches

SEGUFIX®-Transport Foot Restraint

Intended use:

- To position the feet of patients in wheelchairs and other compatible chairs
- Physically restraining patients

Attaches to the wheel chair:

- With a Lock (girth: 680 - 1120 mm* / 26.8 - 44.1 inches*)

Consisting of:

- 1 SEGUFIX®-Transport Foot Restraint (for both feet)
- 3 SEGUFIX®-Locks
- 1 SEGUFIX®-Key

Component part: Item 7180 (lock and key not included)



SEGUFIX®-Transport Foot Restraint – Select one of three locking systems:

Item 7280

Transport Foot Restraint
Magnetic Locking System black



Item 7380

Transport Foot Restraint
Patent Twist Locking System green



Item 7480

Transport Foot Restraint
Push Locking System metal





Item 8010

SEGUFIX®-Sheepskin Bed Cover

Features:

- Skin-friendly
- Compensates for changing temperatures
- Quick absorption and dispersion of perspiration

Size: approx. 900 x 1800 mm* / 35.4 x 70.9 inches*

Consisting of:

1 SEGUFIX®-Sheepskin Bed Cover



Item 8011

SEGUFIX®-Sheepskin Wheelchair Cover

Features:

- Skin-friendly
- Compensates for changing temperatures
- Quick absorption and dispersion of perspiration

Size: approx. 400 x 1000 mm* / 15.8 x 39.4 inches*

Consisting of:

1 SEGUFIX®-Sheepskin Wheelchair Cover



Item 8012

SEGUFIX®-Sheepskin Padding for SEGUFIX®-Standard

Compatible with:

- SEGUFIX®-Standard with Crotch Strap (see images left)
- SEGUFIX®-Standard with Thigh Straps

Features:

- Skin-friendly
- Compensates for changing temperatures
- Quick absorption and dispersion of perspiration



Consisting of:

1 SEGUFIX®-Sheepskin Padding for Standard

Sizes: S / M / L

Size	Length of Padding*	Waist girth*
S	960 mm 37.8 inches	520 - 820 mm 20.5 - 32.3 inches
M	1310 mm 51.6 inches	800 - 1200 mm 31.5 - 47.2 inches
L	1620 mm 63.8 inches	1160 - 1560 mm 45.7 - 61.4 inches



(Example of use with Magnetic locking system black)

* approximate measurements - products are not pre-washed



Interesting facts about medical sheepskins

Medical sheepskins are natural products which help to ensure a healthy and constant temperature. This gives a relaxing and revitalizing effect over the entire applied area.

Doctors recommend natural sheepskin especially for use with bedsores, allergies, neuralgia, nervousness, poor circulation, rheumatism, sciatica, back pain and limb pain.

Other positive qualities of natural sheepskin

- Immediate absorption of perspiration and seven times faster dispersion into air than synthetic materials. Body toxins secreted with perspiration are broken down.
- Sheepskins are a natural product and therefore have a self-cleaning effect.
- Natural sheepskin is at body temperature and never feels cold. Natural breathing of the patient's skin is ensured.
- Temperature balanced, suitable for summer and winter use.
- Non-static.



Item 8014

SEGUFIX®-Transport Bag

Intended use:

- To store several SEGUFIX® products on various hospital wards
- To protect SEGUFIX® products
- Useful for transporting SEGUFIX® products, also great for in-house training

Features:

- Separate pockets on each end
- Handles and detachable carrying strap
- Size: approx. 620 x 320 x 280 mm / 24.4 x 13.0 x 10.6 inches
- Colour: black (white SEGUFIX® print)

Consisting of:

- 1 SEGUFIX®-Transport-Bag



Item 8015

SEGUFIX®-Response Bag

Intended use:

- Quick access for fast response
- Protects SEGUFIX® products
- Well arranged storage for your SEGUFIX®-sets, e.g. 1 SEGUFIX®-Complete, 1 SEGUFIX®-Quick-Restraint-System etc.
- Space saver, several bags may be stacked for organized storage

Features:

- Pockets for the SEGUFIX®-Manual and additional SEGUFIX®-Locks and Keys etc.
- Handle and detachable carrying strap
- Bag is padded
- Size: approx. 420 x 260 x 100 mm / 16.5 x 10.2 x 3.9 inches
- Colour: red / black, (white SEGUFIX® print)

Consisting of:

- 1 SEGUFIX®-Response Bag (contents not included)



Item 8017

Anti-Slide-Mat

Intended use:

- Prevents weak patients from sliding off of their chair
- Great for use on chairs, care chairs, wheelchairs, in bed, office chairs etc.

Application:

- Allows for easy sliding in one direction, sliding in the other direction is prevented
- Not for restless patients
- The Anti-Slide-Mat does not work when wet
- Maximum tensile load: 250 kg
- Size: approx. 370 x 430 mm* / 14.6 x 17.0 inches*

Instructions for care:

- After washing the Anti-Slide-Mat must be completely dry before use to ensure proper function
- Dryer instructions: (beginning temperature 80°C, ending temperature 60°C)
- No detergent, no bleach.
- May not be disinfected

Consisting of:

- 1 Anti-Slide-Mat





Item 8016

SEGUFIX®-Pull-up Line

Intended use:

- Helps the patient to sit up in bed in an ergonomic manner, preventing damage to the spine

Total length: 1600 mm* / 63.0 inches*

(* approx. measurements - about 8% shrinkage possible)

Consisting of:

- 1 SEGUFIX®-Pull-up Line



Item 8022

SEGUFIX®-Laundry Net

Intended use:

- Protects SEGUFIX® products during wash cycle

Size: approx. 600 x 400 mm* / 23.6 x 15.8 inches*

Consisting of:

- 1 SEGUFIX®-Laundry Net
with integrated drawstring



Item 8018/GB

SEGUFIX®-Instruction DVD

Intended use:

- Shows the proper use of SEGUFIX®-products
- Great for in-house training

Features:

- Individual product selection from menu
- Approx. running time: 170 minutes
- PAL version

Consisting of:

- 1 SEGUFIX®-Instruction DVD

The SEGUFIX®-
Instruction DVD is also
available in German:
Item 8018/D





Almost 50 years of:

Competence

Experience

Quality

Dependability

Innovation

Edition 11 - 2017-03

The general business and delivery terms apply:
www.segufix.com/PDFs/AGBs.pdf

Product specifications subject to change.

Deviations from pictures in colour and shape, errors and amendments excepted.

Velcro® is a registered trademark of Velcro® Industries B.V.

SEGUFIX® is a registered trademark of SEGUFIX®-Bandagen,
Das Humane System GmbH & Co. KG.

© SEGUFIX®-Bandagen, 2017

All rights reserved. Reprints or distribution using electronic systems/media, in its entirety or in parts, with prior explicit authorization in writing only.

All requests concerning this must be directed at:
SEGUFIX®-Bandagen

Das Humane System GmbH & Co. KG, Allerbeeksring 33,
21266 Jesteburg, Germany.

SEGUFIX®-Bandagen

Das Humane System GmbH & Co. KG
P.O. Box 1142 · D-21262 Jesteburg
Allerbeeksring 33 · D-21266 Jesteburg
GERMANY

Phone: +49 (0) 4183 500-0
Fax: +49 (0) 4183 500-200
E-mail: export@segufix.de
www.segufix.com
www.segufix-shop.com